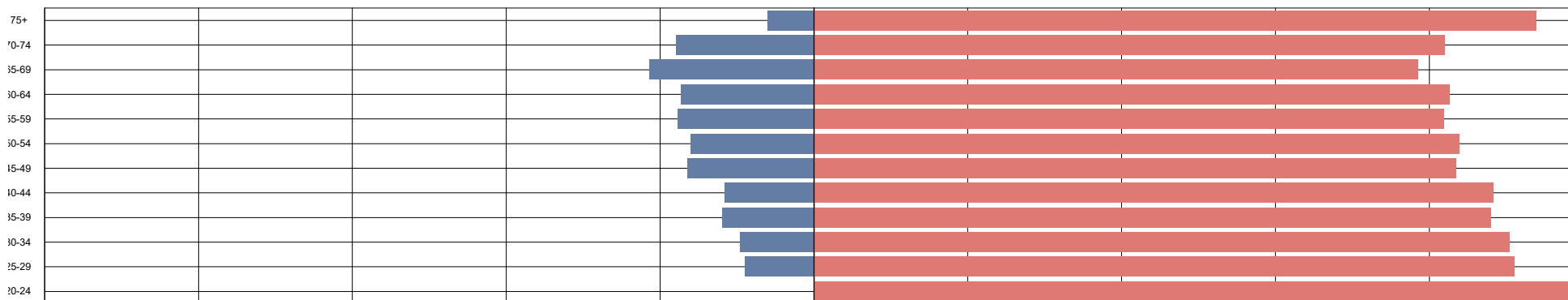


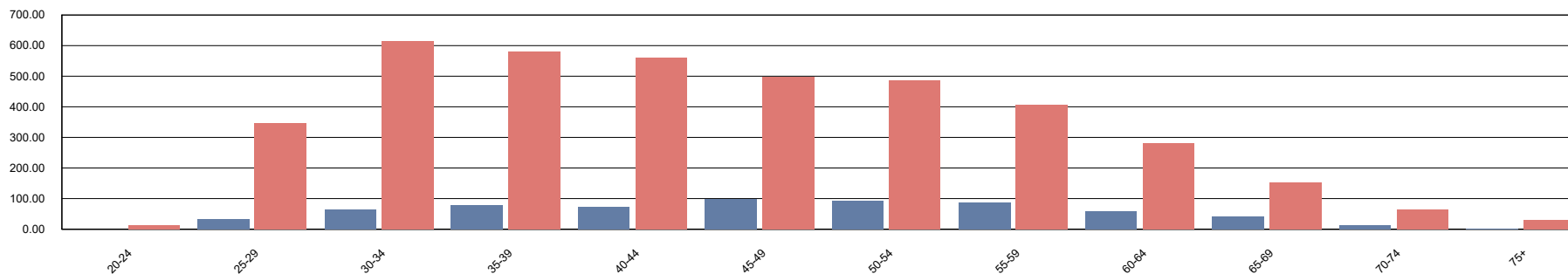
Registrant gender and age for selected profession - Register wide. Calculated Report date

Male
Female

03/11/2020



Volume



		20-24	25-29	30-34	35-39	40-44	45-49	50-54	55-59	60-64	65-69	70-74	75+	Total
AS	F	14	346	614	582	562	496	486	407	281	154	64	31	4,037
	M	0	34	65	79	74	98	93	88	59	42	14	2	648
	U	0	0	0	0	0	0	0	2	0	0	0	0	2
	Total	14	380	679	661	636	594	579	497	340	196	78	33	4,687
Total		14	380	679	661	636	594	579	497	340	196	78	33	4,687

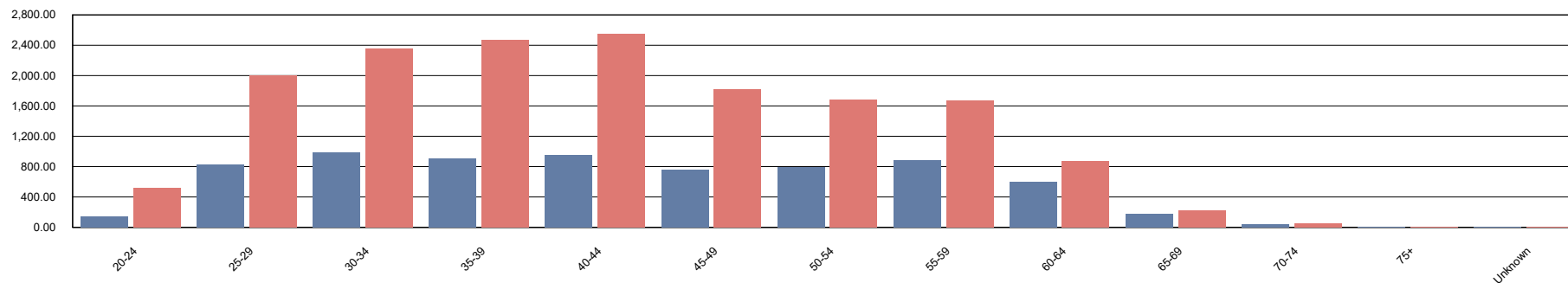
Registrant gender and age for selected profession - Register wide. Calculated Report date

Male
Female

03/11/2020



Volume

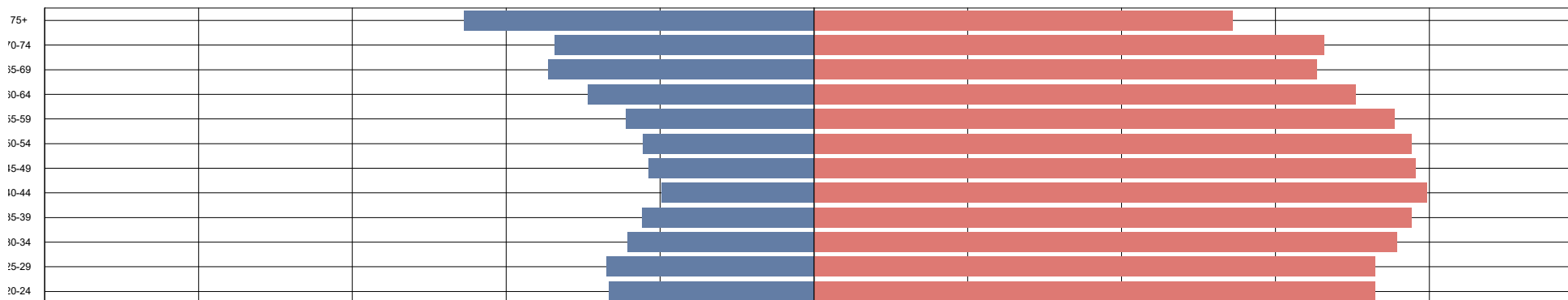


		20-24	25-29	30-34	35-39	40-44	45-49	50-54	55-59	60-64	65-69	70-74	75+	Unknown	Total
BS	F	517	2,002	2,352	2,468	2,544	1,816	1,681	1,670	874	223	51	8	6	16,212
	M	142	821	984	904	949	758	793	884	599	177	45	11	14	7,081
	U	0	0	0	1	0	3	0	0	0	0	0	0	0	4
	Total	659	2,823	3,336	3,373	3,493	2,577	2,474	2,554	1,473	400	96	19	20	23,297
Total		659	2,823	3,336	3,373	3,493	2,577	2,474	2,554	1,473	400	96	19	20	23,297

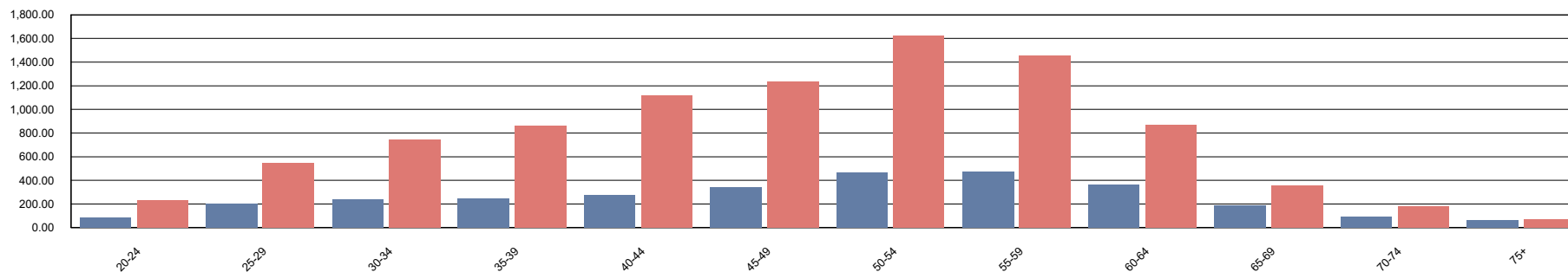
Registrant gender and age for selected profession - Register wide. Calculated Report date

Male
Female

03/11/2020



Volume

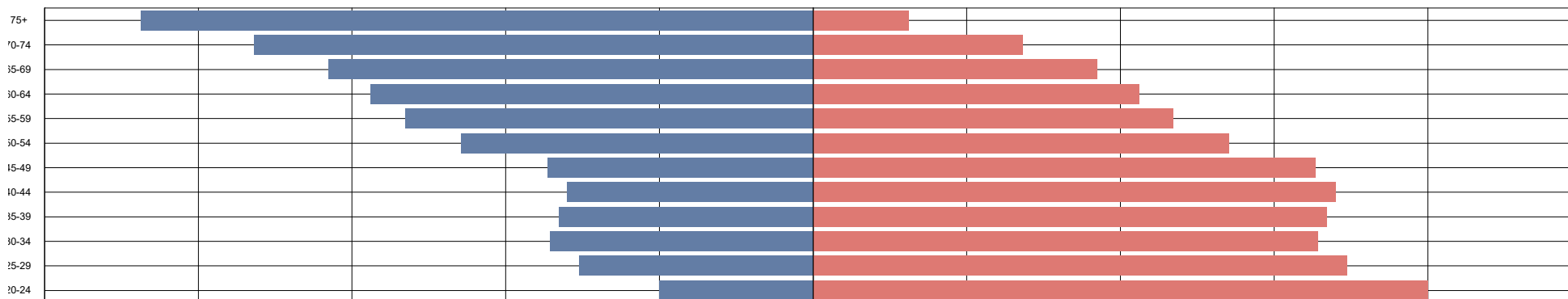


		20-24	25-29	30-34	35-39	40-44	45-49	50-54	55-59	60-64	65-69	70-74	75+	Total
CH	F	230	551	745	864	1,118	1,238	1,622	1,454	869	354	179	73	9,297
	M	84	204	238	248	278	341	464	471	363	187	91	61	3,030
	U	1	0	0	0	6	4	0	0	2	0	0	0	13
	Total	315	755	983	1,112	1,402	1,583	2,086	1,925	1,234	541	270	134	12,340
Total		315	755	983	1,112	1,402	1,583	2,086	1,925	1,234	541	270	134	12,340

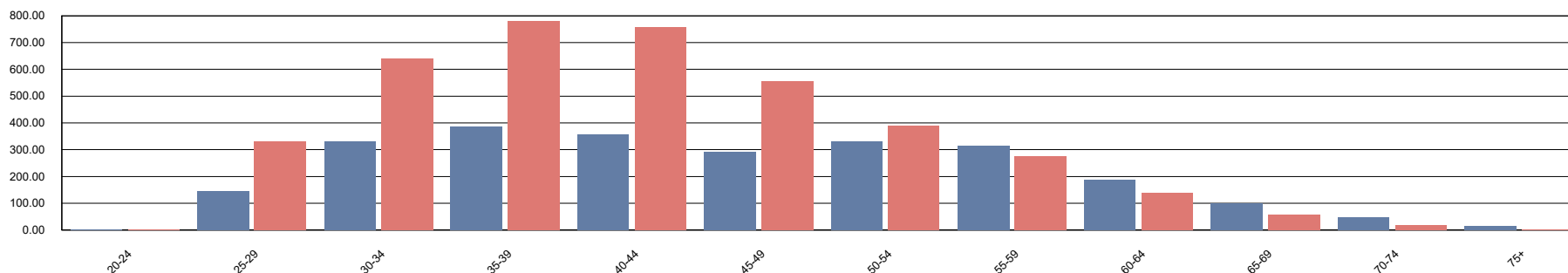
Registrant gender and age for selected profession - Register wide. Calculated Report date

Male
Female

03/11/2020



Volume

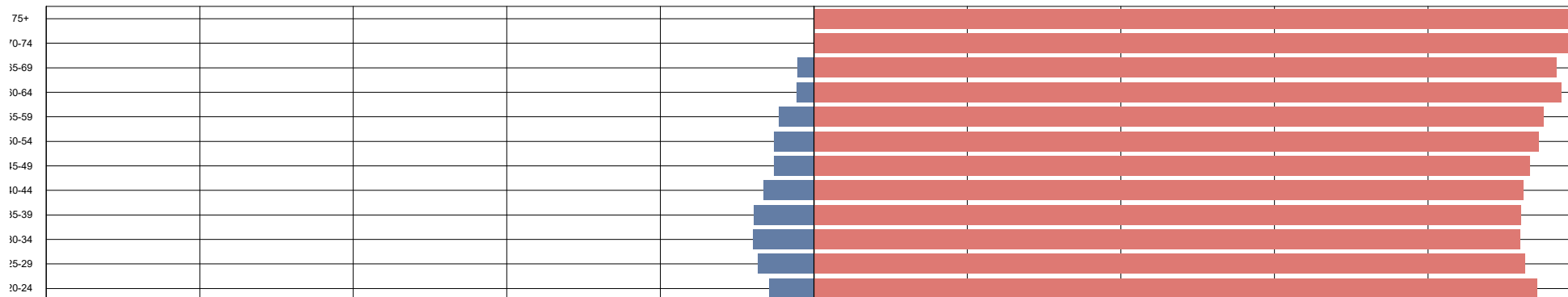


		20-24	25-29	30-34	35-39	40-44	45-49	50-54	55-59	60-64	65-69	70-74	75+	Total
CS	F	4	331	639	779	759	555	390	277	137	58	18	2	3,949
	M	1	145	333	386	357	293	330	314	186	99	48	14	2,506
	Total	5	476	972	1,165	1,116	848	720	591	323	157	66	16	6,455
Total		5	476	972	1,165	1,116	848	720	591	323	157	66	16	6,455

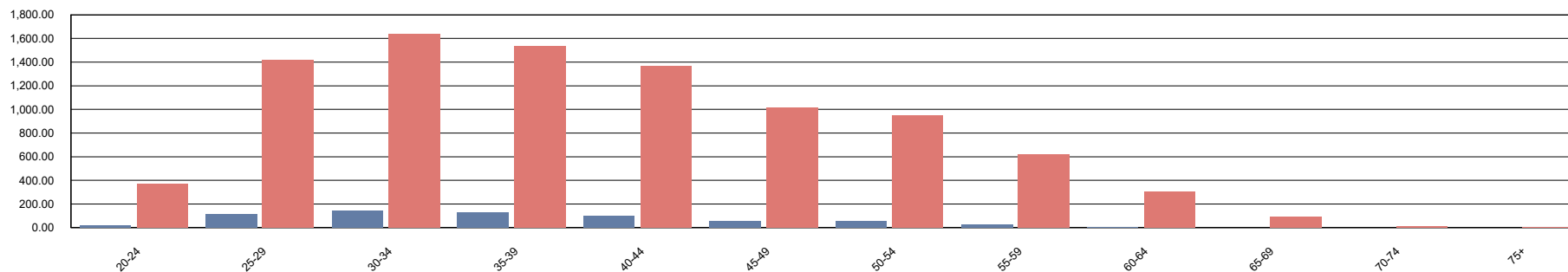
Registrant gender and age for selected profession - Register wide. Calculated Report date

Male
Female

03/11/2020



Volume

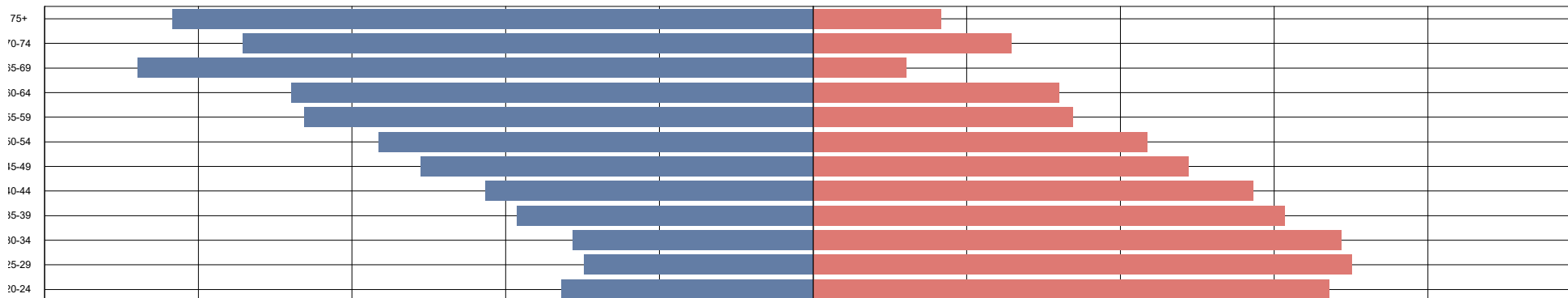


		20-24	25-29	30-34	35-39	40-44	45-49	50-54	55-59	60-64	65-69	70-74	75+	Total
DT	F	374	1,417	1,636	1,536	1,369	1,012	952	623	303	89	11	7	9,329
	M	23	112	142	131	98	56	52	30	7	2	0	0	653
	U	0	0	0	0	14	17	4	2	1	1	0	0	39
	Total	397	1,529	1,778	1,667	1,481	1,085	1,008	655	311	92	11	7	10,021
Total		397	1,529	1,778	1,667	1,481	1,085	1,008	655	311	92	11	7	10,021

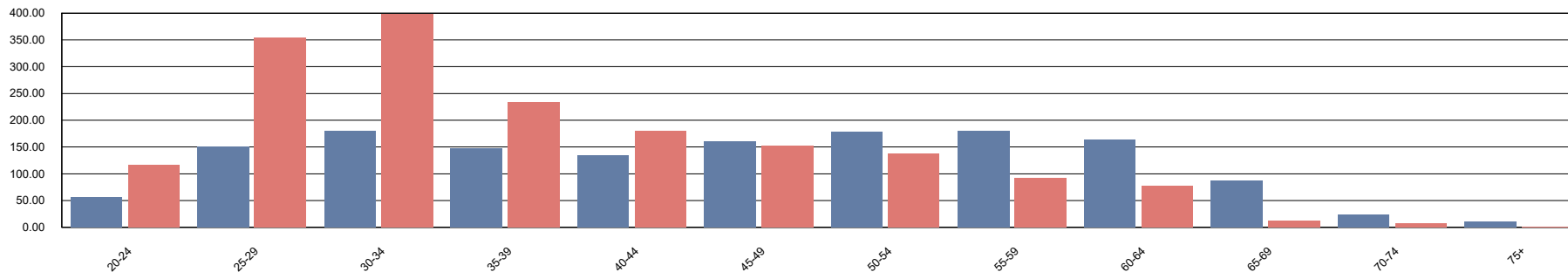
Registrant gender and age for selected profession - Register wide. Calculated Report date

Male
Female

03/11/2020



Volume

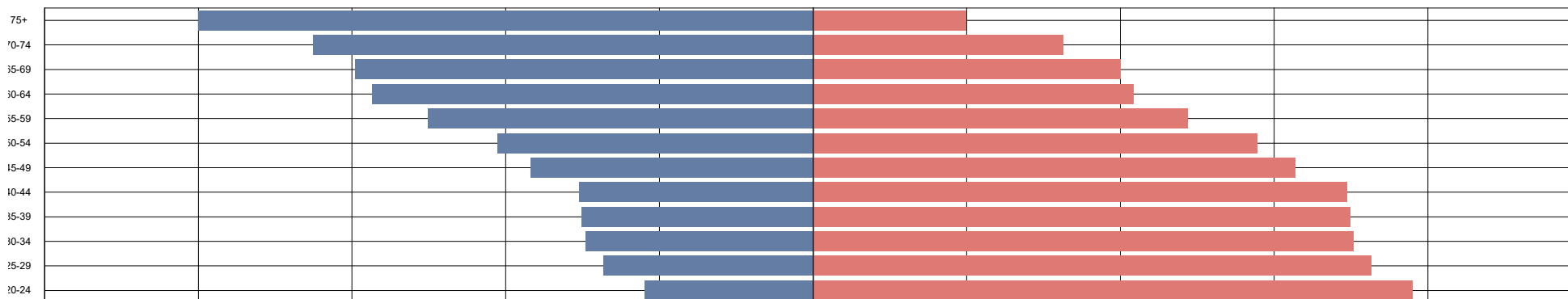


		20-24	25-29	30-34	35-39	40-44	45-49	50-54	55-59	60-64	65-69	70-74	75+	Total
HA D	F	117	355	398	234	180	153	137	92	77	12	8	2	1,765
	M	57	151	181	147	134	160	178	180	163	87	23	10	1,471
	Total	174	506	579	381	314	313	315	272	240	99	31	12	3,236
Total		174	506	579	381	314	313	315	272	240	99	31	12	3,236

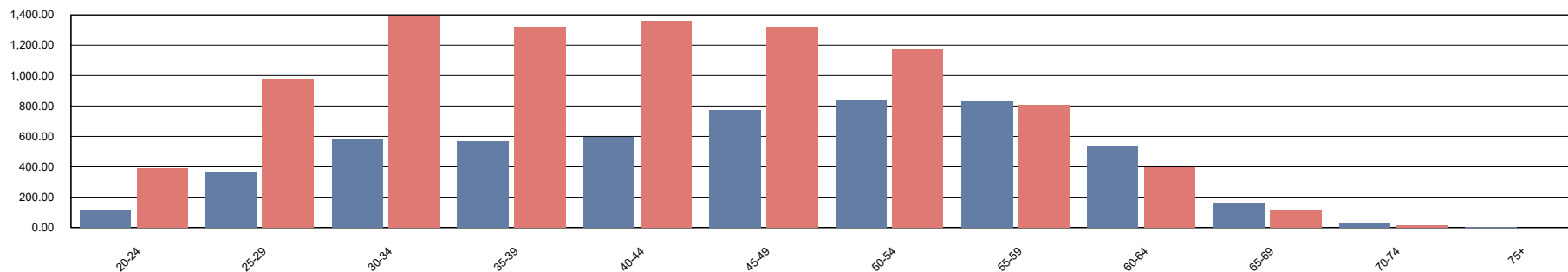
Registrant gender and age for selected profession - Register wide. Calculated Report date

Male
Female

03/11/2020



Volume

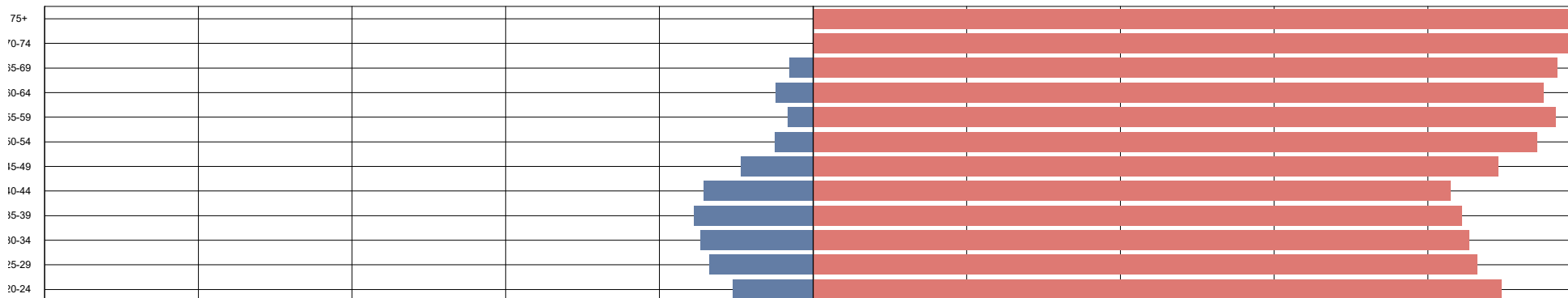


		20-24	25-29	30-34	35-39	40-44	45-49	50-54	55-59	60-64	65-69	70-74	75+	Total
OD P	F	391	977	1,396	1,319	1,358	1,320	1,177	806	395	110	14	1	9,264
	M	110	367	588	568	596	773	836	829	543	164	28	4	5,406
	U	0	0	0	0	1	11	22	17	8	1	1	0	61
	Total	501	1,344	1,984	1,887	1,955	2,104	2,035	1,652	946	275	43	5	14,731
Total		501	1,344	1,984	1,887	1,955	2,104	2,035	1,652	946	275	43	5	14,731

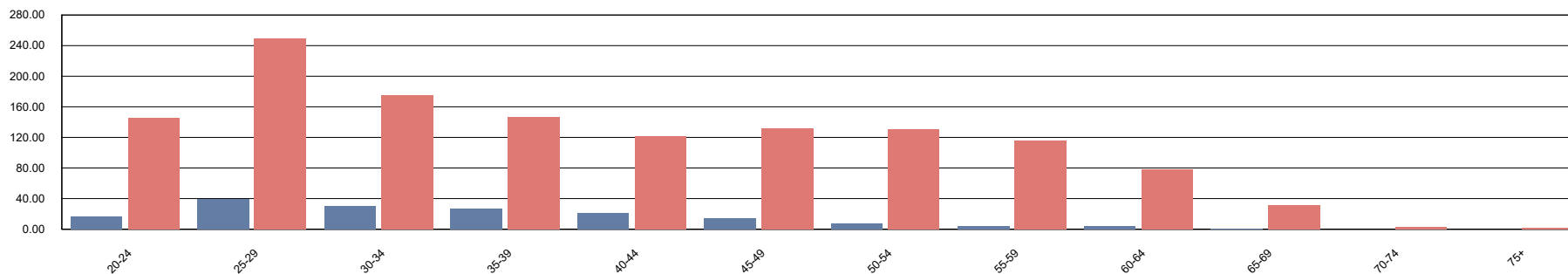
Registrant gender and age for selected profession - Register wide. Calculated Report date

Male
Female

03/11/2020



Volume



		20-24	25-29	30-34	35-39	40-44	45-49	50-54	55-59	60-64	65-69	70-74	75+	Total
OR	F	146	249	175	147	122	132	131	116	78	31	3	2	1,332
	M	17	39	30	27	21	14	7	4	4	1	0	0	164
	U	0	0	0	0	4	2	1	0	0	0	0	0	7
	Total	163	288	205	174	147	148	139	120	82	32	3	2	1,503
Total		163	288	205	174	147	148	139	120	82	32	3	2	1,503

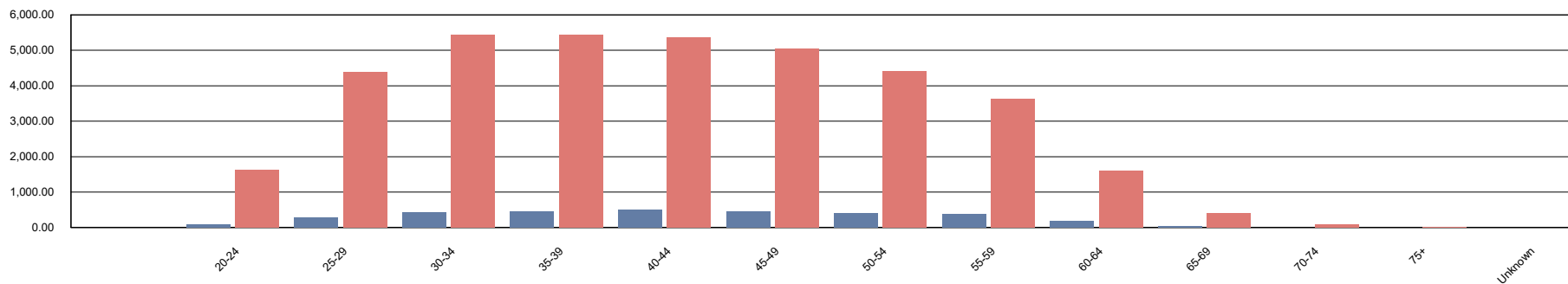
Registrant gender and age for selected profession - Register wide. Calculated Report date

Male
Female

03/11/2020



Volume

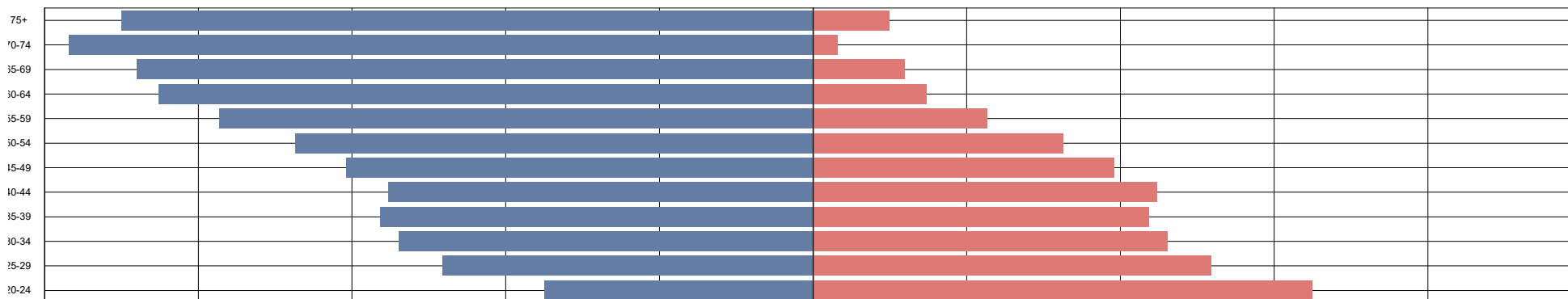


			20-24	25-29	30-34	35-39	40-44	45-49	50-54	55-59	60-64	65-69	70-74	75+	Unknown	Total
OT	F	0	1,626	4,388	5,444	5,441	5,360	5,048	4,405	3,633	1,609	403	85	21	1	37,464
	M	0	92	295	432	463	506	465	414	392	172	38	6	2	0	3,277
	U	0	0	0	0	0	5	3	2	0	1	0	0	0	0	11
	Total	0	1,718	4,683	5,876	5,904	5,871	5,516	4,821	4,025	1,782	441	91	23	1	40,752
Total		0	1,718	4,683	5,876	5,904	5,871	5,516	4,821	4,025	1,782	441	91	23	1	40,752

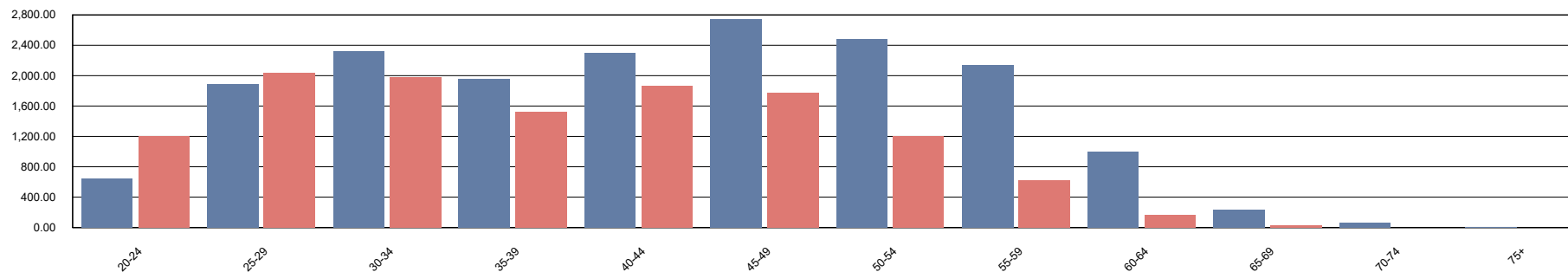
Registrant gender and age for selected profession - Register wide. Calculated Report date

Male
Female

03/11/2020



Volume

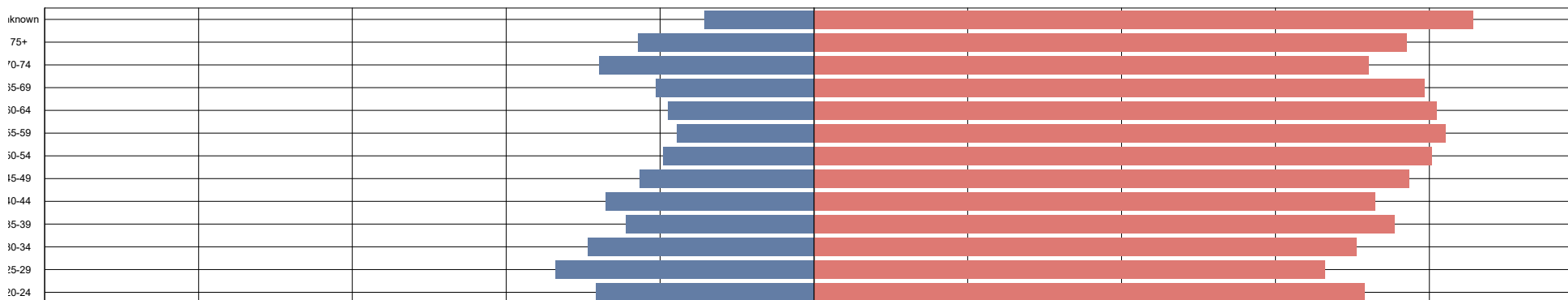


		20-24	25-29	30-34	35-39	40-44	45-49	50-54	55-59	60-64	65-69	70-74	75+	Total
PA	F	1,202	2,033	1,982	1,520	1,861	1,774	1,202	628	172	32	2	1	12,409
	M	647	1,892	2,316	1,960	2,297	2,749	2,484	2,139	994	236	61	9	17,784
	U	0	0	0	0	0	0	0	0	1	0	0	0	1
	Total	1,849	3,925	4,298	3,480	4,158	4,523	3,686	2,767	1,167	268	63	10	30,194
Total		1,849	3,925	4,298	3,480	4,158	4,523	3,686	2,767	1,167	268	63	10	30,194

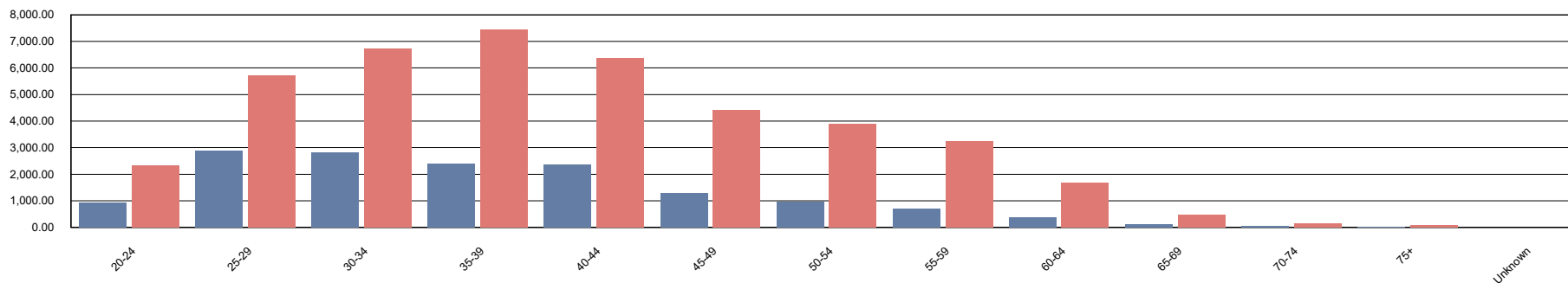
Registrant gender and age for selected profession - Register wide. Calculated Report date

Male
Female

03/11/2020



Volume

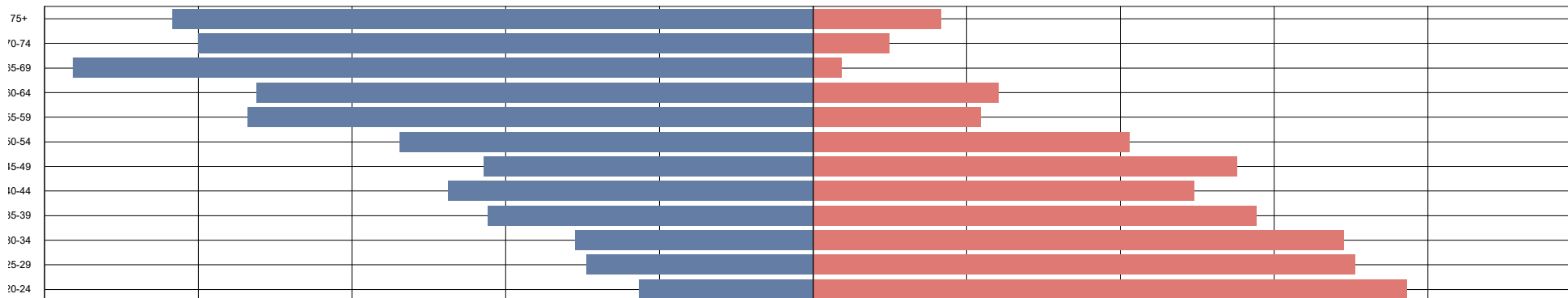


		20-24	25-29	30-34	35-39	40-44	45-49	50-54	55-59	60-64	65-69	70-74	75+	Unknown	Total
PH	F	2,326	5,736	6,721	7,445	6,366	4,415	3,896	3,258	1,672	491	155	81	6	42,568
	M	922	2,898	2,803	2,410	2,359	1,291	951	708	392	127	60	24	1	14,946
	U	0	0	0	0	0	2	0	0	0	0	0	0	0	2
	Total	3,248	8,634	9,524	9,855	8,725	5,708	4,847	3,966	2,064	618	215	105	7	57,516
Total		3,248	8,634	9,524	9,855	8,725	5,708	4,847	3,966	2,064	618	215	105	7	57,516

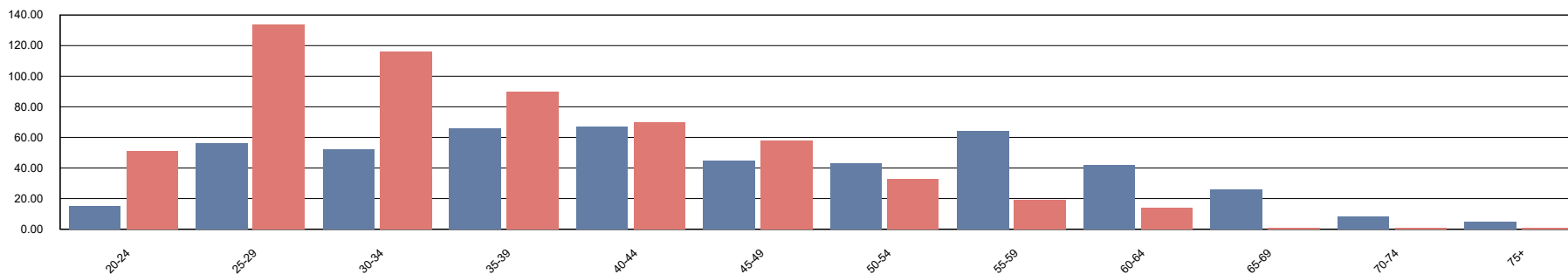
Registrant gender and age for selected profession - Register wide. Calculated Report date

Male
Female

03/11/2020



Volume

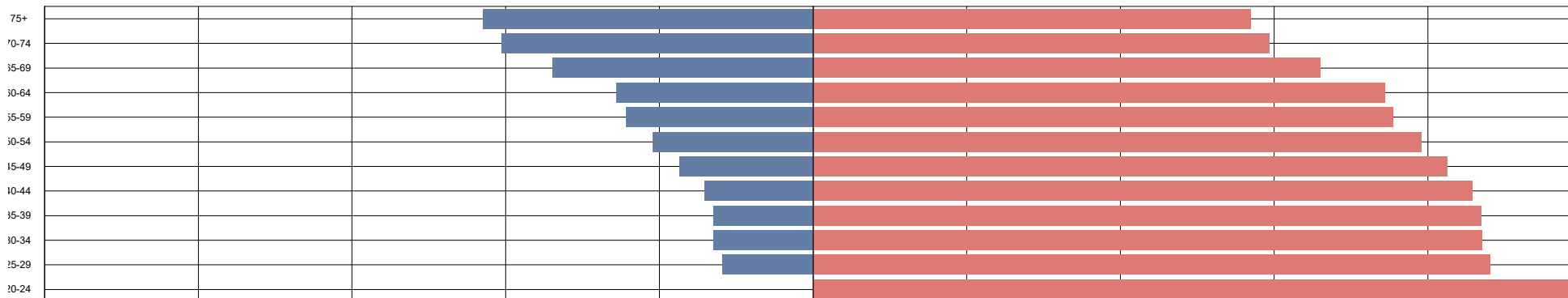


		20-24	25-29	30-34	35-39	40-44	45-49	50-54	55-59	60-64	65-69	70-74	75+	Total
PO	F	51	134	116	90	70	58	33	19	14	1	1	1	588
	M	15	56	52	66	67	45	43	64	42	26	8	5	489
	U	0	0	0	0	4	2	4	4	2	0	1	0	17
	Total	66	190	168	156	141	105	80	87	58	27	10	6	1,094
Total		66	190	168	156	141	105	80	87	58	27	10	6	1,094

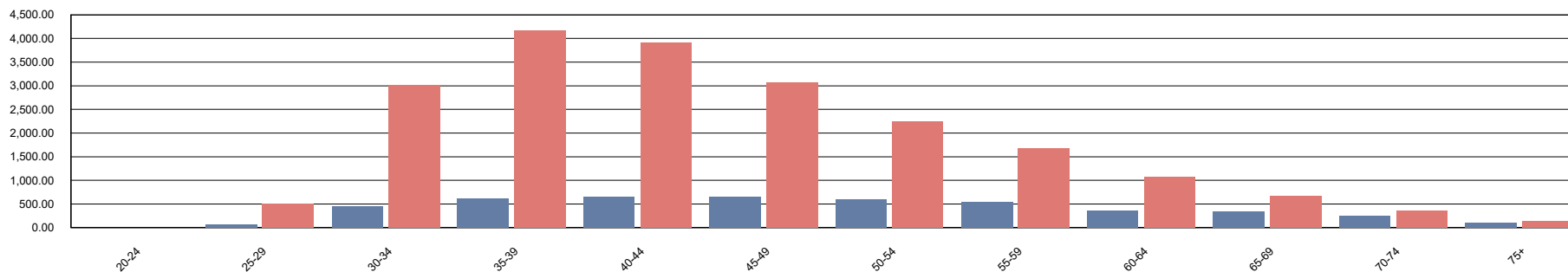
Registrant gender and age for selected profession - Register wide. Calculated Report date

Male
Female

03/11/2020



Volume

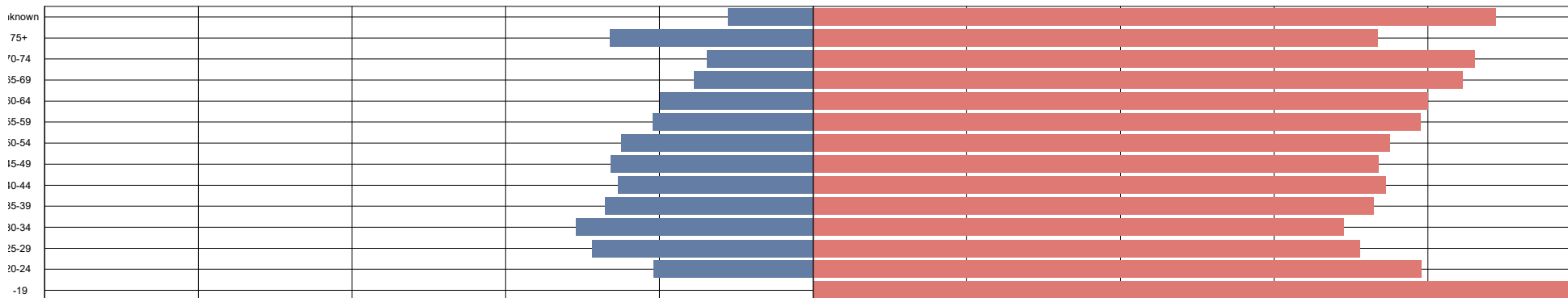


		20-24	25-29	30-34	35-39	40-44	45-49	50-54	55-59	60-64	65-69	70-74	75+	Total
PY L	F	1	507	3,015	4,166	3,913	3,078	2,245	1,681	1,066	678	356	135	20,841
	M	0	68	448	623	646	649	591	543	366	348	243	102	4,627
	U	0	0	0	0	2	3	0	1	0	0	0	0	6
	Total	1	575	3,463	4,789	4,561	3,730	2,836	2,225	1,432	1,026	599	237	25,474
Total		1	575	3,463	4,789	4,561	3,730	2,836	2,225	1,432	1,026	599	237	25,474

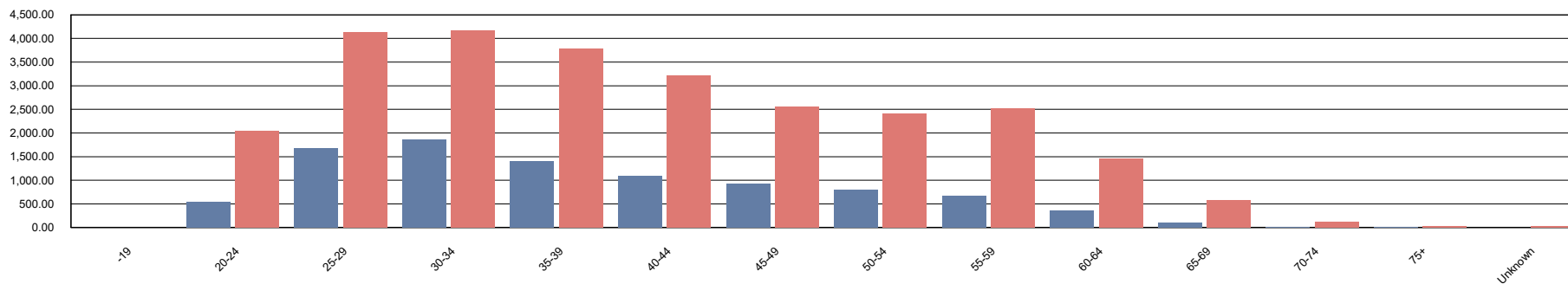
Registrant gender and age for selected profession - Register wide. Calculated Report date

Male
Female

03/11/2020



Volume

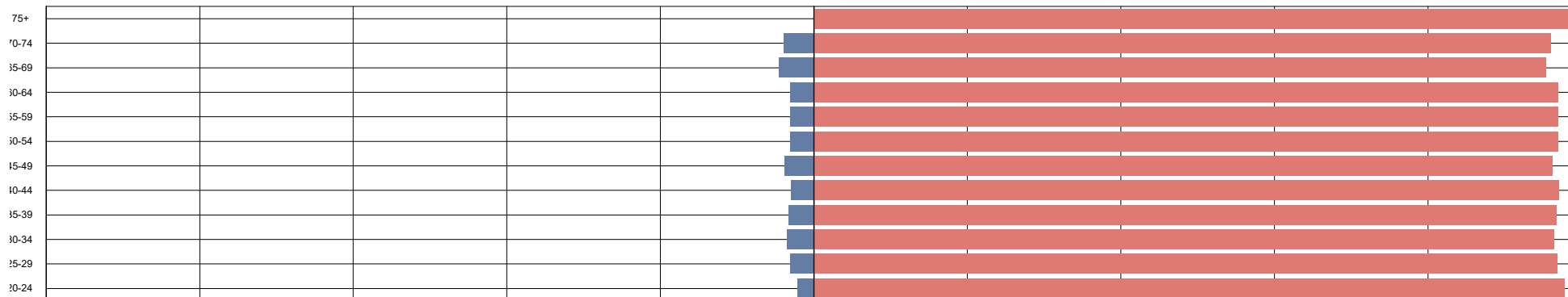


		-19	20-24	25-29	30-34	35-39	40-44	45-49	50-54	55-59	60-64	65-69	70-74	75+	Unknown	Total
RA	F	1	2,052	4,139	4,170	3,788	3,217	2,565	2,416	2,519	1,456	573	112	25	24	27,057
	M	0	539	1,674	1,864	1,404	1,098	919	804	665	362	105	18	9	3	9,464
	U	0	0	0	1	0	2	1	0	0	0	0	0	0	0	4
	Total	1	2,591	5,813	6,035	5,192	4,317	3,485	3,220	3,184	1,818	678	130	34	27	36,525
Total		1	2,591	5,813	6,035	5,192	4,317	3,485	3,220	3,184	1,818	678	130	34	27	36,525

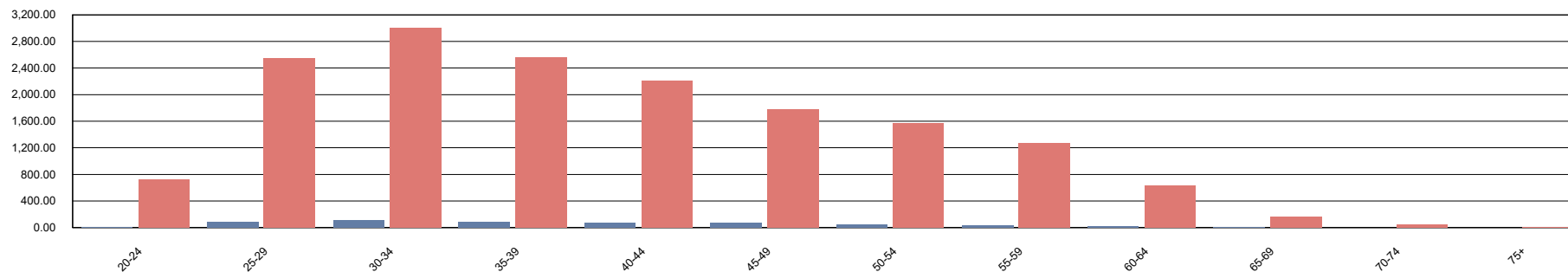
Registrant gender and age for selected profession - Register wide. Calculated Report date

Male
Female

03/11/2020



Volume



		20-24	25-29	30-34	35-39	40-44	45-49	50-54	55-59	60-64	65-69	70-74	75+	Total
SL	F	722	2,542	3,007	2,569	2,211	1,775	1,566	1,273	631	167	48	13	16,524
	M	16	82	110	87	67	70	49	40	20	8	2	0	551
	Total	738	2,624	3,117	2,656	2,278	1,845	1,615	1,313	651	175	50	13	17,075
Total		738	2,624	3,117	2,656	2,278	1,845	1,615	1,313	651	175	50	13	17,075