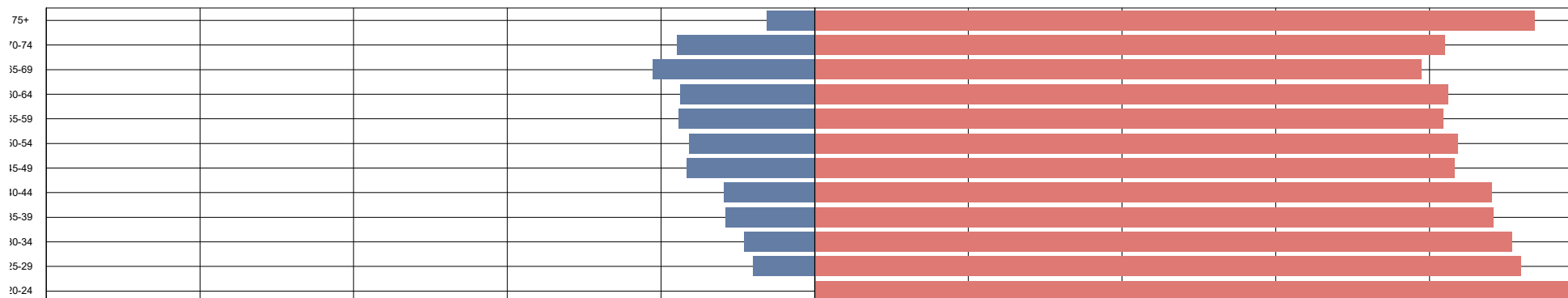


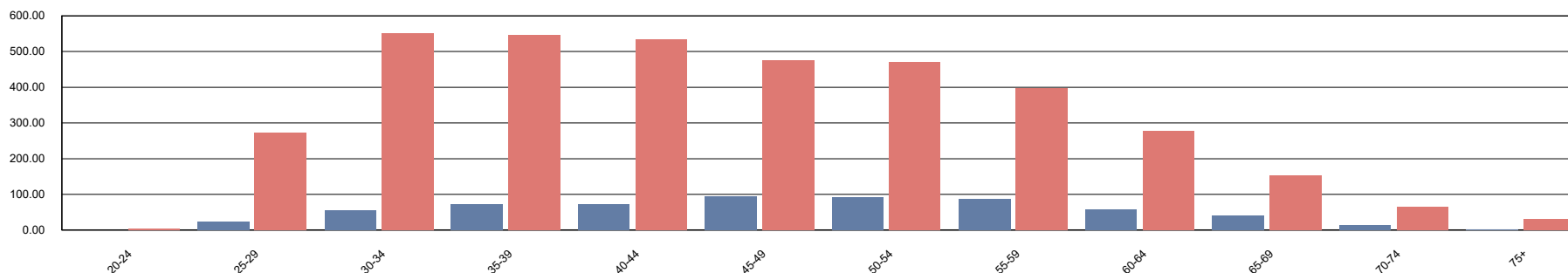
Registrant gender and age for selected profession - Register wide. Calculated Report date

Male
Female

01/08/2020



Volume

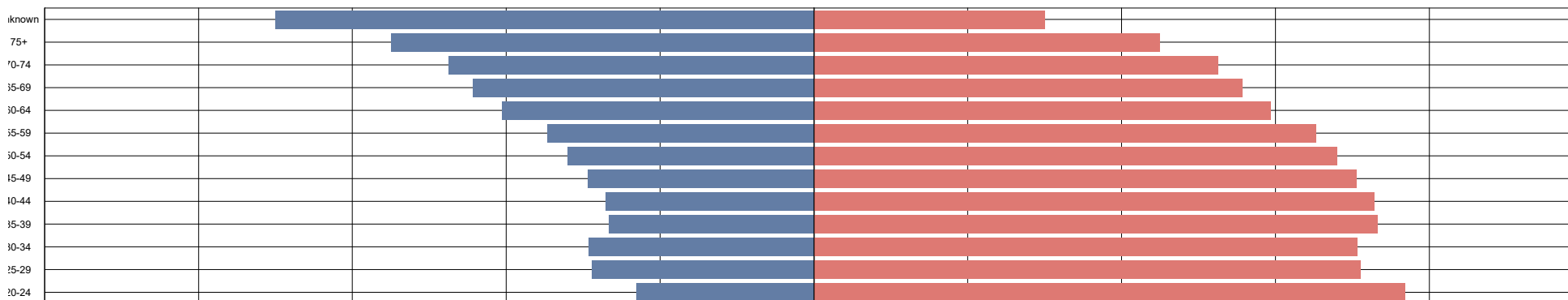


		20-24	25-29	30-34	35-39	40-44	45-49	50-54	55-59	60-64	65-69	70-74	75+	Total
AS	F	4	273	552	547	534	475	471	397	278	154	64	30	3,779
	M	0	24	56	72	72	95	92	86	59	41	14	2	613
	U	0	0	0	0	0	0	0	2	0	0	0	0	2
	Total	4	297	608	619	606	570	563	485	337	195	78	32	4,394
Total		4	297	608	619	606	570	563	485	337	195	78	32	4,394

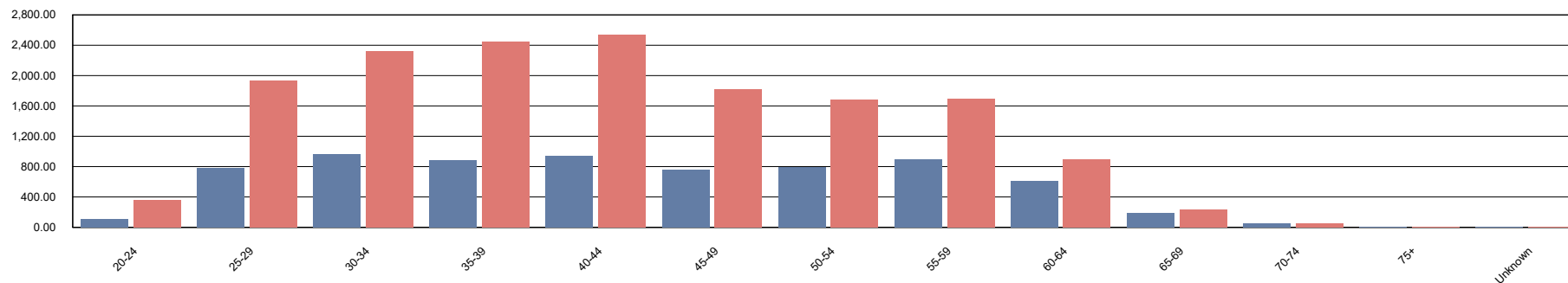
Registrant gender and age for selected profession - Register wide. Calculated Report date

Male
Female

01/08/2020



Volume

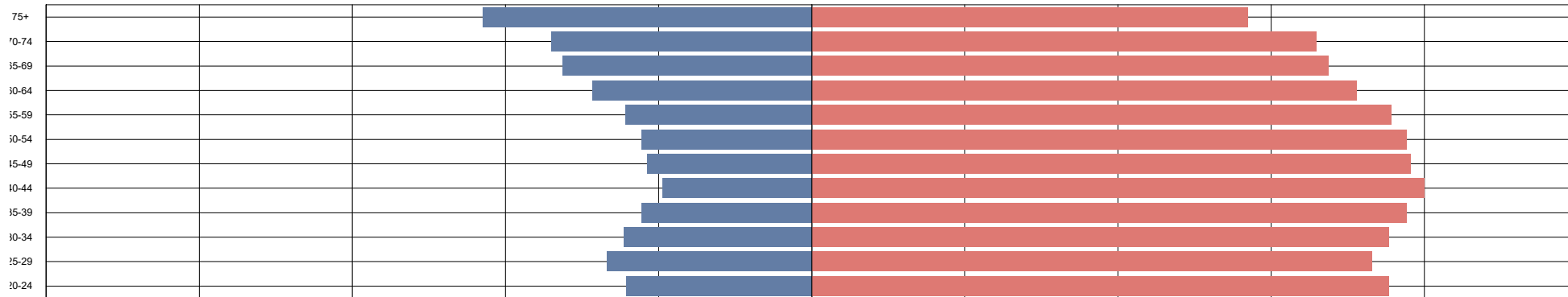


		20-24	25-29	30-34	35-39	40-44	45-49	50-54	55-59	60-64	65-69	70-74	75+	Unknown	Total
BS	F	363	1,931	2,327	2,443	2,534	1,820	1,686	1,696	896	235	52	9	6	15,998
	M	109	785	965	888	943	758	793	900	612	187	47	11	14	7,012
	U	0	0	0	1	0	3	0	0	0	0	0	0	0	4
	Total	472	2,716	3,292	3,332	3,477	2,581	2,479	2,596	1,508	422	99	20	20	23,014
Total		472	2,716	3,292	3,332	3,477	2,581	2,479	2,596	1,508	422	99	20	20	23,014

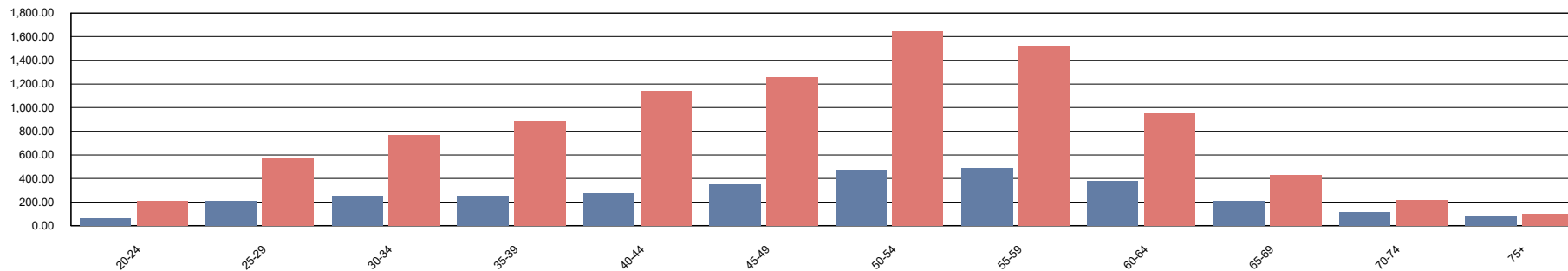
Registrant gender and age for selected profession - Register wide. Calculated Report date

Male
Female

01/08/2020



Volume

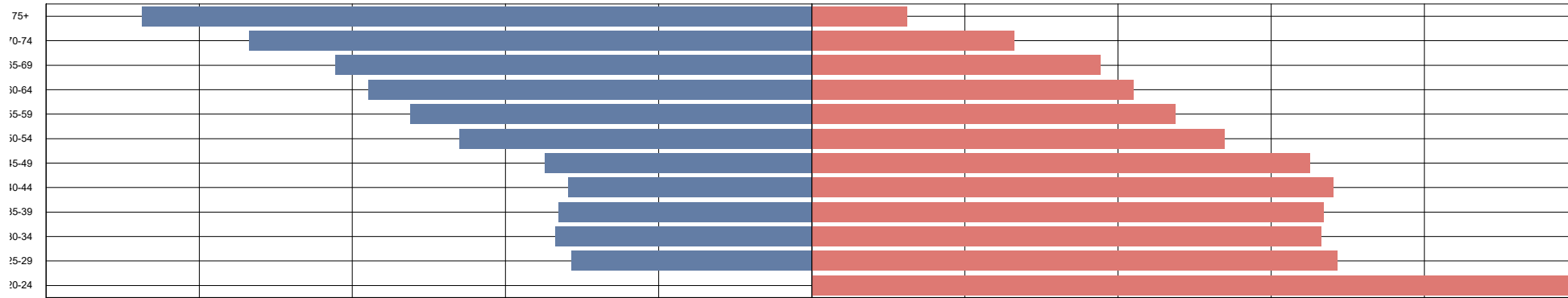


		20-24	25-29	30-34	35-39	40-44	45-49	50-54	55-59	60-64	65-69	70-74	75+	Total
CH	F	209	575	769	882	1,142	1,256	1,646	1,518	948	431	219	102	9,697
	M	67	210	251	253	279	346	472	488	382	208	113	77	3,146
	U	1	0	0	0	6	4	0	0	2	0	0	0	13
	Total	277	785	1,020	1,135	1,427	1,606	2,118	2,006	1,332	639	332	179	12,856
Total		277	785	1,020	1,135	1,427	1,606	2,118	2,006	1,332	639	332	179	12,856

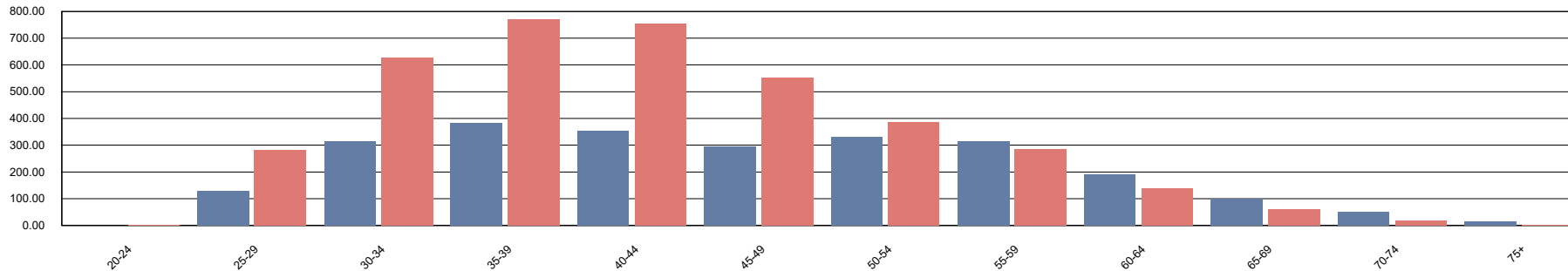
Registrant gender and age for selected profession - Register wide. Calculated Report date

Male
Female

01/08/2020



Volume

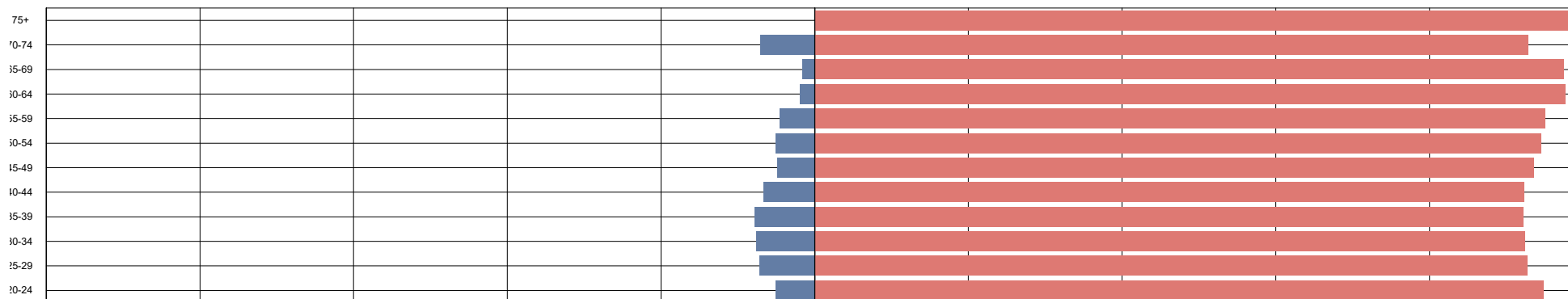


		20-24	25-29	30-34	35-39	40-44	45-49	50-54	55-59	60-64	65-69	70-74	75+	Total
CS	F	1	282	626	771	755	552	387	284	140	60	18	2	3,878
	M	0	129	315	382	353	296	330	314	193	99	50	14	2,475
	Total	1	411	941	1,153	1,108	848	717	598	333	159	68	16	6,353
Total		1	411	941	1,153	1,108	848	717	598	333	159	68	16	6,353

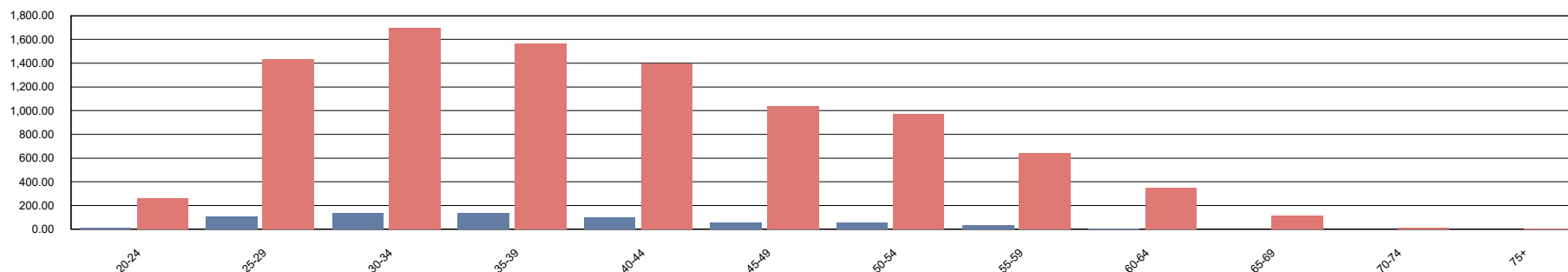
Registrant gender and age for selected profession - Register wide. Calculated Report date

Male
Female

01/08/2020



Volume

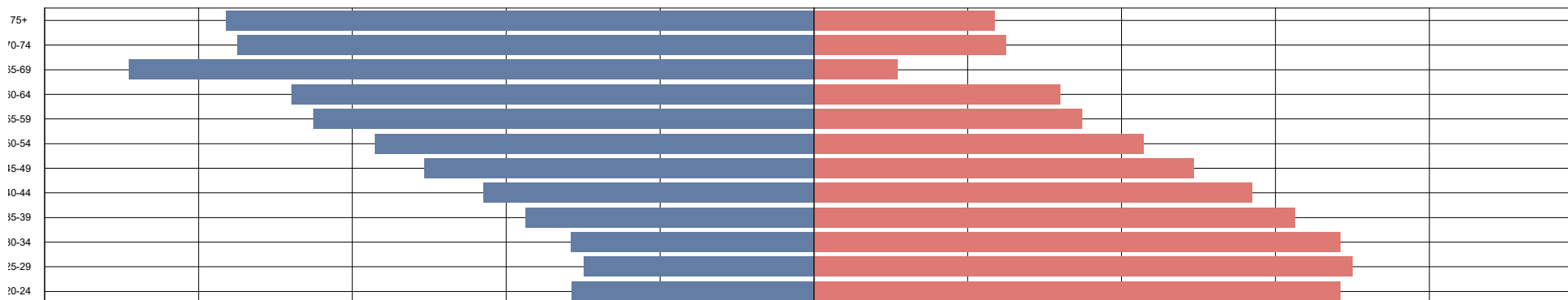


		20-24	25-29	30-34	35-39	40-44	45-49	50-54	55-59	60-64	65-69	70-74	75+	Total
DT	F	261	1,435	1,699	1,569	1,400	1,041	970	644	347	117	13	6	9,502
	M	14	111	140	133	101	54	52	31	7	2	1	0	646
	U	0	0	0	0	15	17	4	2	1	1	0	0	40
	Total	275	1,546	1,839	1,702	1,516	1,112	1,026	677	355	120	14	6	10,188
Total		275	1,546	1,839	1,702	1,516	1,112	1,026	677	355	120	14	6	10,188

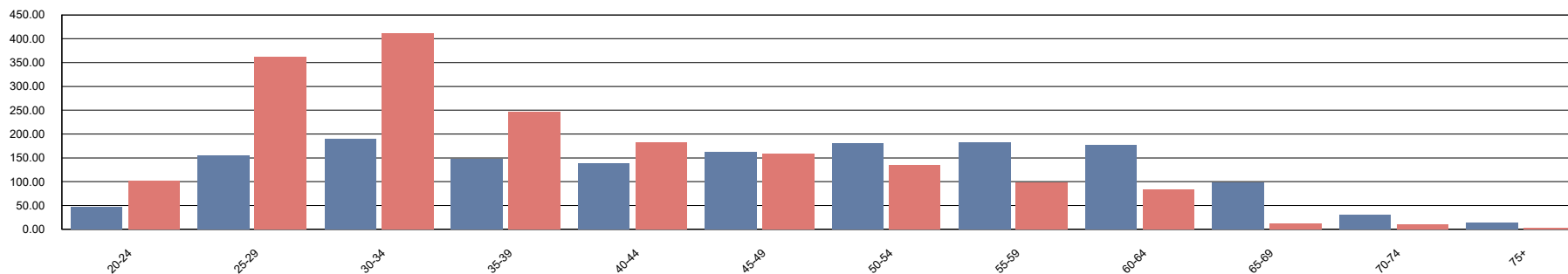
Registrant gender and age for selected profession - Register wide. Calculated Report date

Male
Female

01/08/2020



Volume

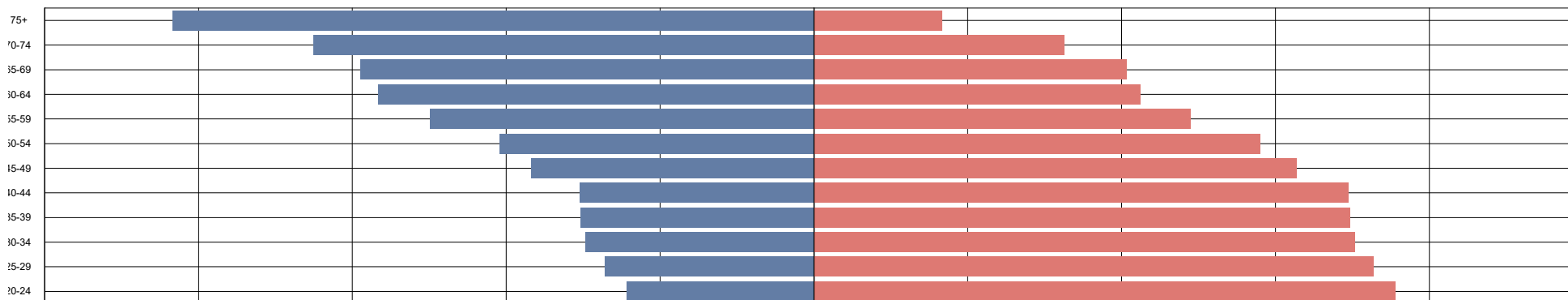


		20-24	25-29	30-34	35-39	40-44	45-49	50-54	55-59	60-64	65-69	70-74	75+	Total
HA D	F	102	362	412	247	183	158	136	98	84	12	10	4	1,808
	M	47	155	190	148	138	162	181	183	178	98	30	13	1,523
	Total	149	517	602	395	321	320	317	281	262	110	40	17	3,331
Total		149	517	602	395	321	320	317	281	262	110	40	17	3,331

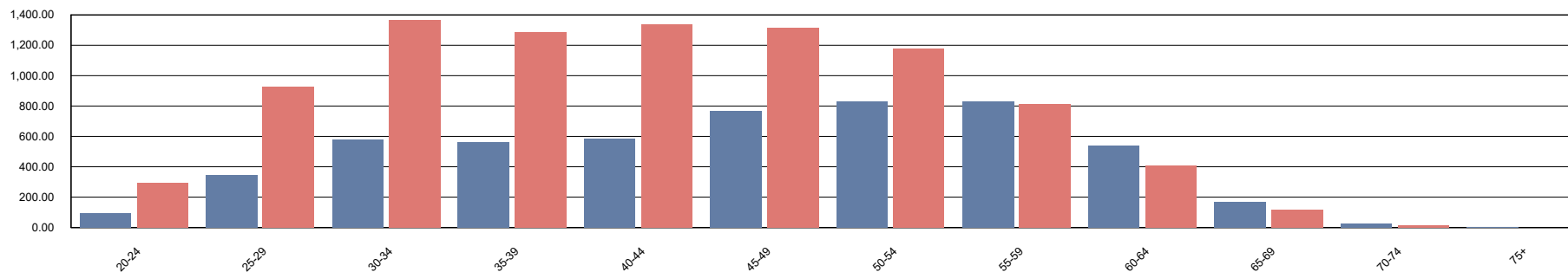
Registrant gender and age for selected profession - Register wide. Calculated Report date

Male
Female

01/08/2020



Volume

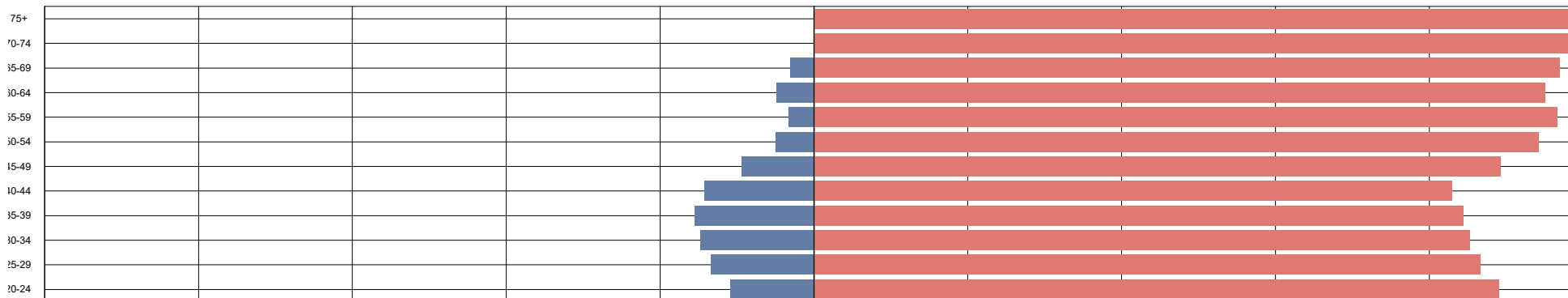


		20-24	25-29	30-34	35-39	40-44	45-49	50-54	55-59	60-64	65-69	70-74	75+	Total
OD P	F	295	926	1,367	1,289	1,338	1,312	1,176	814	406	115	14	1	9,053
	M	95	346	577	560	585	769	829	830	542	167	28	5	5,333
	U	0	0	0	0	1	11	21	17	8	1	1	0	60
	Total	390	1,272	1,944	1,849	1,924	2,092	2,026	1,661	956	283	43	6	14,446
Total		390	1,272	1,944	1,849	1,924	2,092	2,026	1,661	956	283	43	6	14,446

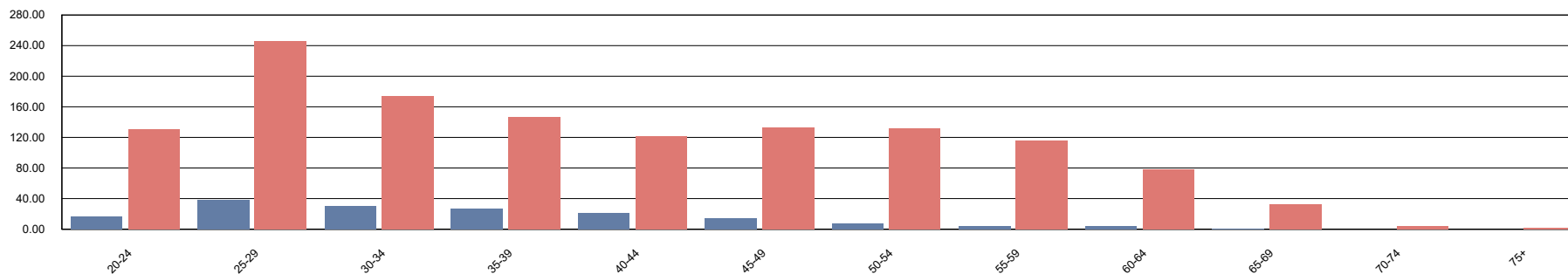
Registrant gender and age for selected profession - Register wide. Calculated Report date

Male
Female

01/08/2020



Volume

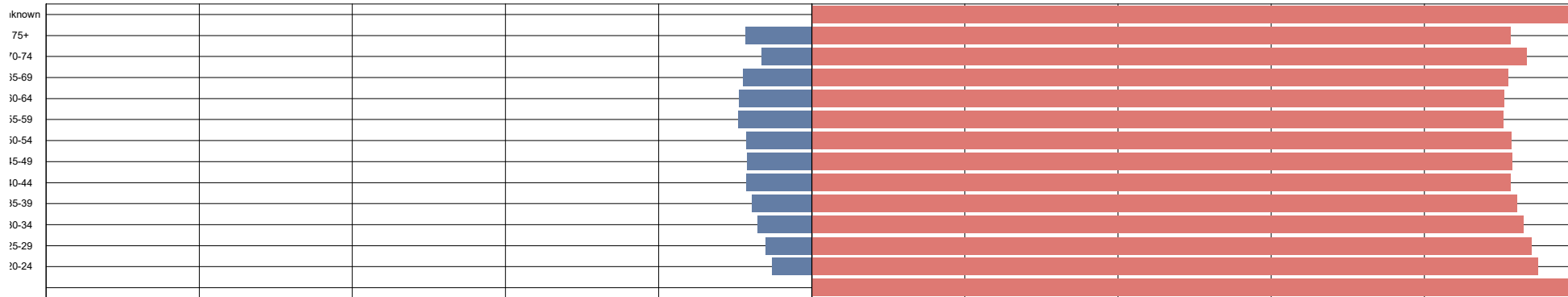


		20-24	25-29	30-34	35-39	40-44	45-49	50-54	55-59	60-64	65-69	70-74	75+	Total
OR	F	131	246	174	147	122	133	132	116	78	32	4	2	1,317
	M	16	38	30	27	21	14	7	4	4	1	0	0	162
	U	0	0	0	0	4	2	1	0	0	0	0	0	7
	Total	147	284	204	174	147	149	140	120	82	33	4	2	1,486
Total		147	284	204	174	147	149	140	120	82	33	4	2	1,486

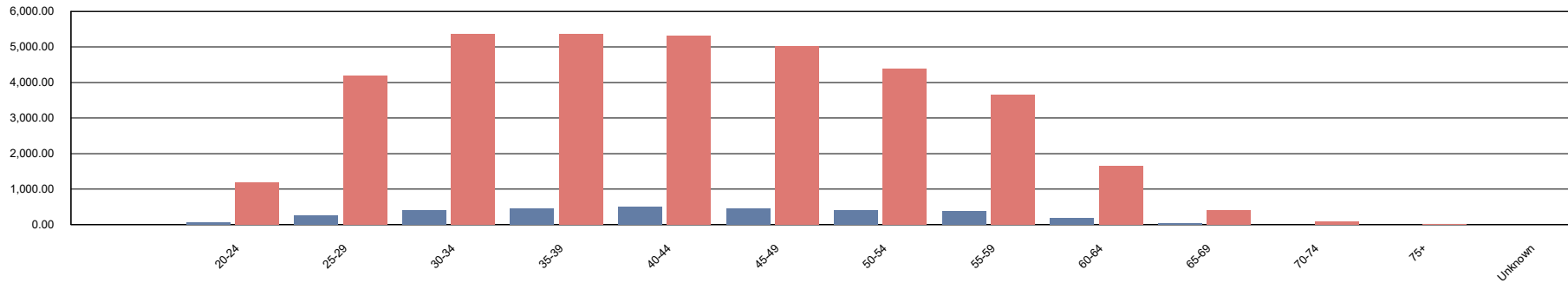
Registrant gender and age for selected profession - Register wide. Calculated Report date

Male
Female

01/08/2020



Volume

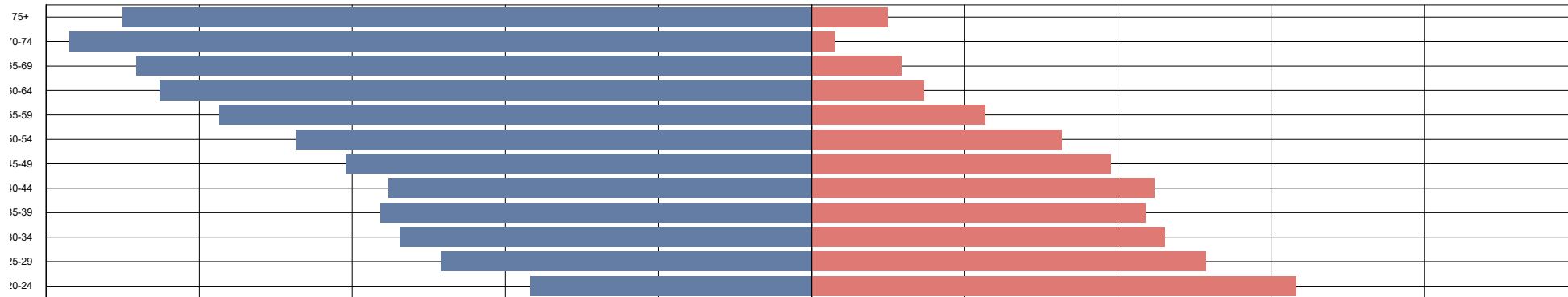


			20-24	25-29	30-34	35-39	40-44	45-49	50-54	55-59	60-64	65-69	70-74	75+	Unknown	Total
OT	F	0	1,194	4,188	5,358	5,371	5,319	5,033	4,392	3,666	1,660	416	85	21	1	36,704
	M	0	65	269	407	456	499	463	414	391	174	41	6	2	0	3,187
	U	0	0	0	0	0	5	3	2	0	1	0	0	0	0	11
	Total	0	1,259	4,457	5,765	5,827	5,823	5,499	4,808	4,057	1,835	457	91	23	1	39,902
Total		0	1,259	4,457	5,765	5,827	5,823	5,499	4,808	4,057	1,835	457	91	23	1	39,902

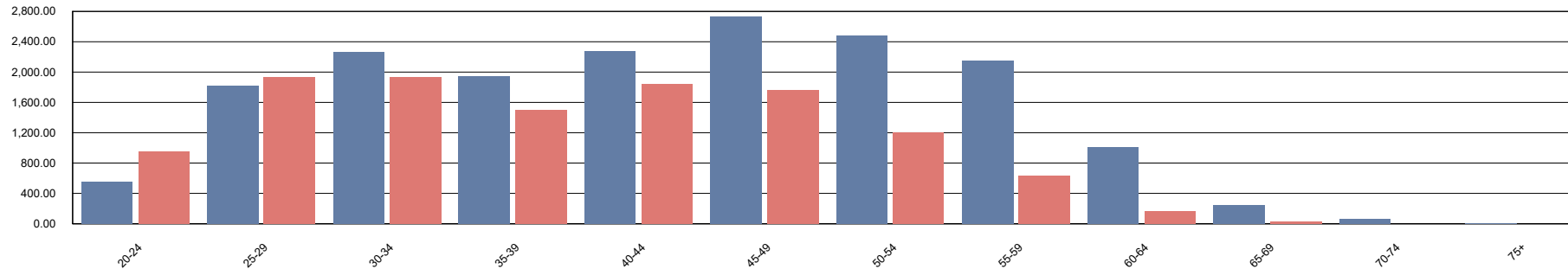
Registrant gender and age for selected profession - Register wide. Calculated Report date

Male
Female

01/08/2020



Volume

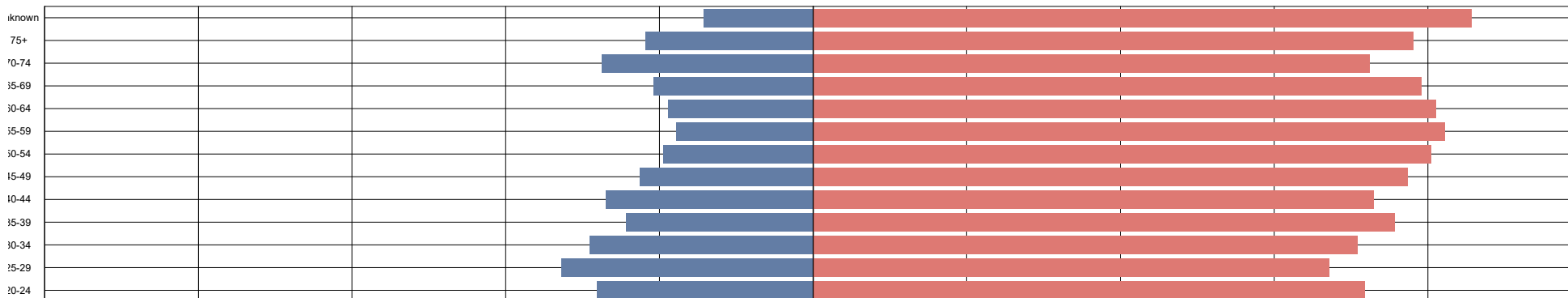


		20-24	25-29	30-34	35-39	40-44	45-49	50-54	55-59	60-64	65-69	70-74	75+	Total
PA	F	956	1,937	1,939	1,503	1,839	1,761	1,201	630	174	33	2	1	11,976
	M	555	1,825	2,260	1,943	2,273	2,739	2,479	2,152	1,009	248	64	9	17,556
	U	0	0	0	0	0	0	0	0	1	0	0	0	1
	Total	1,511	3,762	4,199	3,446	4,112	4,500	3,680	2,782	1,184	281	66	10	29,533
Total		1,511	3,762	4,199	3,446	4,112	4,500	3,680	2,782	1,184	281	66	10	29,533

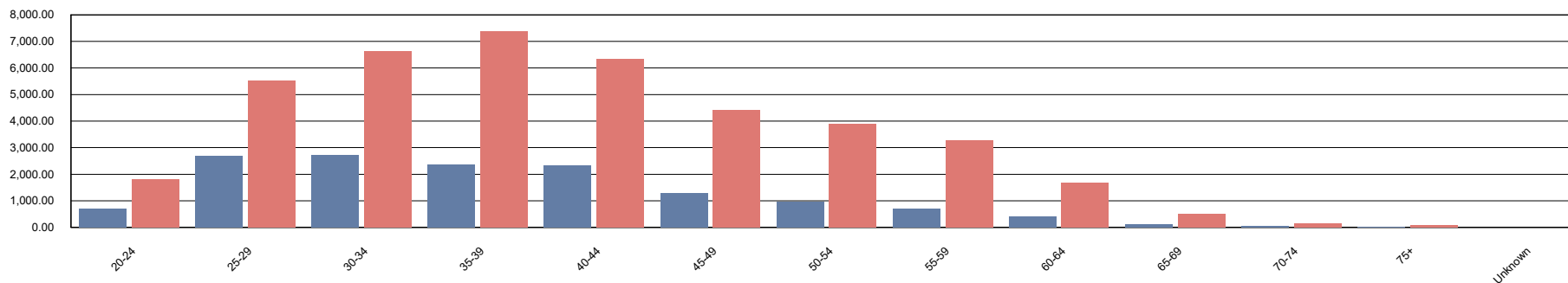
Registrant gender and age for selected profession - Register wide. Calculated Report date

Male
Female

01/08/2020



Volume

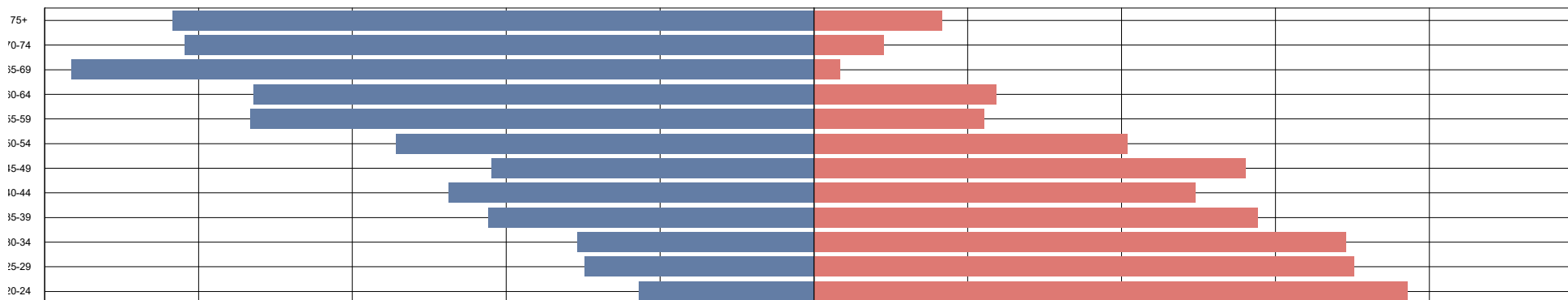


		20-24	25-29	30-34	35-39	40-44	45-49	50-54	55-59	60-64	65-69	70-74	75+	Unknown	Total
PH	F	1,811	5,512	6,627	7,400	6,342	4,418	3,905	3,283	1,699	500	158	86	6	41,747
	M	711	2,691	2,722	2,377	2,344	1,290	949	710	396	131	60	24	1	14,406
	U	0	0	0	0	0	2	0	0	0	0	0	0	0	2
	Total	2,522	8,203	9,349	9,777	8,686	5,710	4,854	3,993	2,095	631	218	110	7	56,155
Total		2,522	8,203	9,349	9,777	8,686	5,710	4,854	3,993	2,095	631	218	110	7	56,155

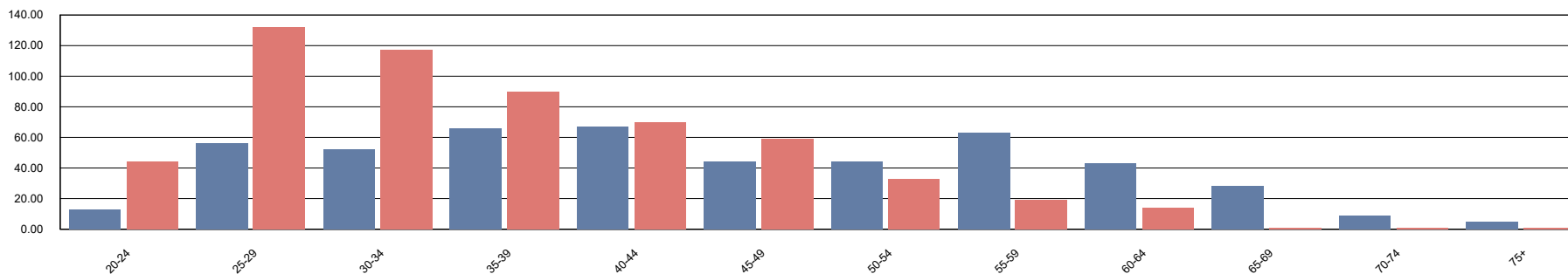
Registrant gender and age for selected profession - Register wide. Calculated Report date

Male
Female

01/08/2020



Volume

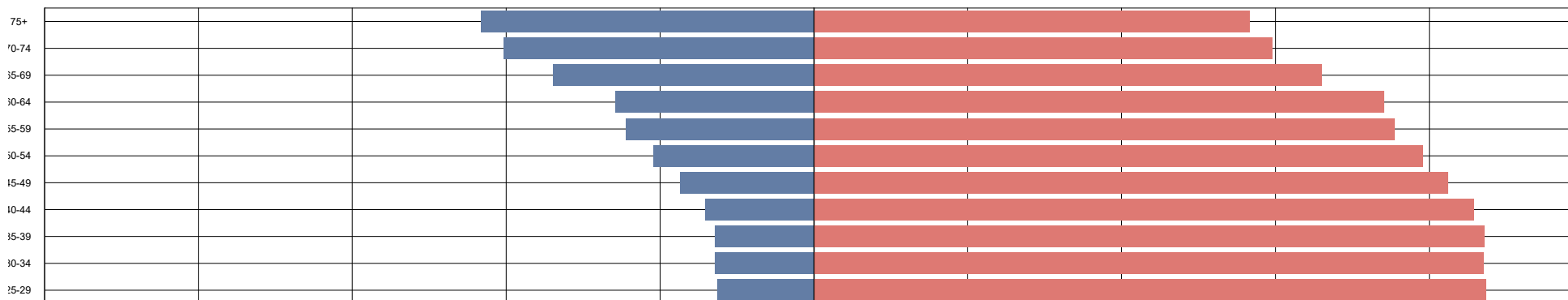


		20-24	25-29	30-34	35-39	40-44	45-49	50-54	55-59	60-64	65-69	70-74	75+	Total
PO	F	44	132	117	90	70	59	33	19	14	1	1	1	581
	M	13	56	52	66	67	44	44	63	43	28	9	5	490
	U	0	0	0	0	4	2	4	4	2	0	1	0	17
	Total	57	188	169	156	141	105	81	86	59	29	11	6	1,088
Total		57	188	169	156	141	105	81	86	59	29	11	6	1,088

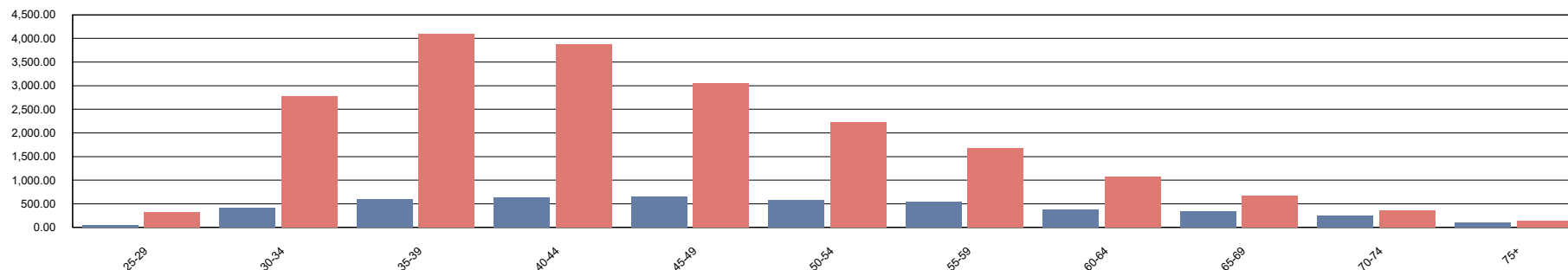
Registrant gender and age for selected profession - Register wide. Calculated Report date

Male
Female

01/08/2020



Volume

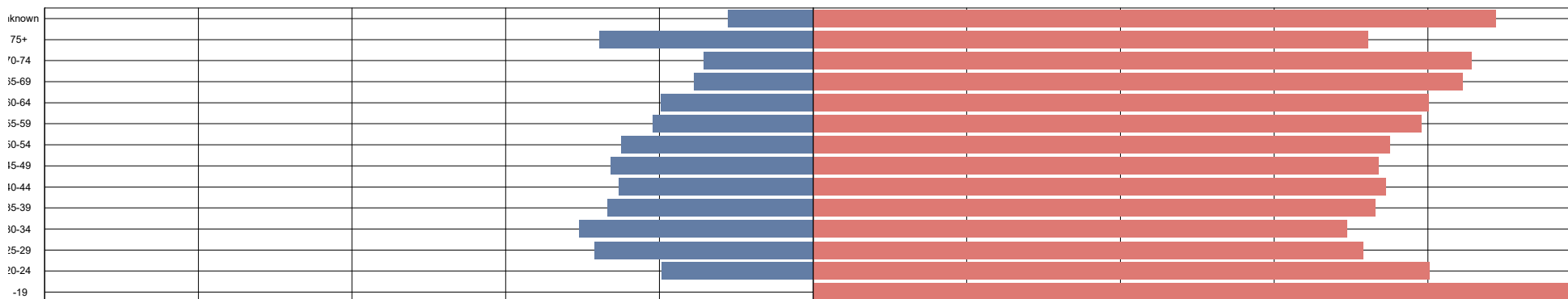


		25-29	30-34	35-39	40-44	45-49	50-54	55-59	60-64	65-69	70-74	75+	Total
PY L	F	327	2,778	4,095	3,879	3,055	2,233	1,677	1,063	680	359	135	20,281
	M	47	411	604	638	646	588	542	370	349	243	103	4,541
	U	0	0	0	2	3	0	1	0	0	0	0	6
	Total	374	3,189	4,699	4,519	3,704	2,821	2,220	1,433	1,029	602	238	24,828
Total		374	3,189	4,699	4,519	3,704	2,821	2,220	1,433	1,029	602	238	24,828

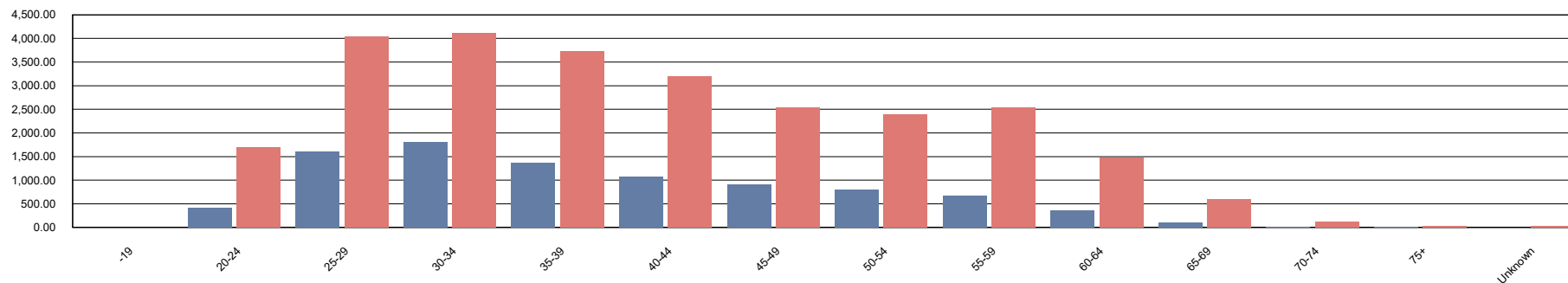
Registrant gender and age for selected profession - Register wide. Calculated Report date

Male
Female

01/08/2020



Volume

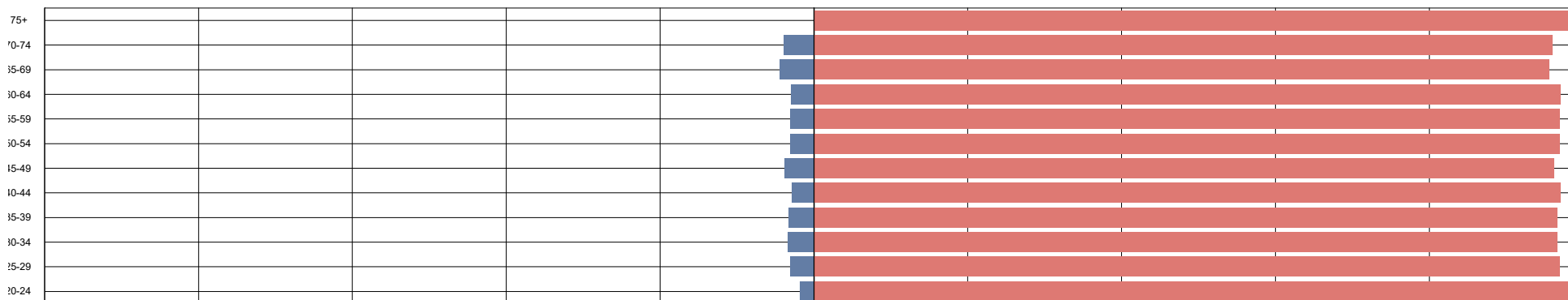


		-19	20-24	25-29	30-34	35-39	40-44	45-49	50-54	55-59	60-64	65-69	70-74	75+	Unknown	Total
RA	F	1	1,693	4,040	4,109	3,741	3,194	2,551	2,402	2,540	1,476	590	114	26	24	26,501
	M	0	417	1,604	1,805	1,370	1,085	912	798	668	365	108	19	10	3	9,164
	U	0	0	0	1	0	2	1	0	0	0	0	0	0	0	4
	Total	1	2,110	5,644	5,915	5,111	4,281	3,464	3,200	3,208	1,841	698	133	36	27	35,669
Total		1	2,110	5,644	5,915	5,111	4,281	3,464	3,200	3,208	1,841	698	133	36	27	35,669

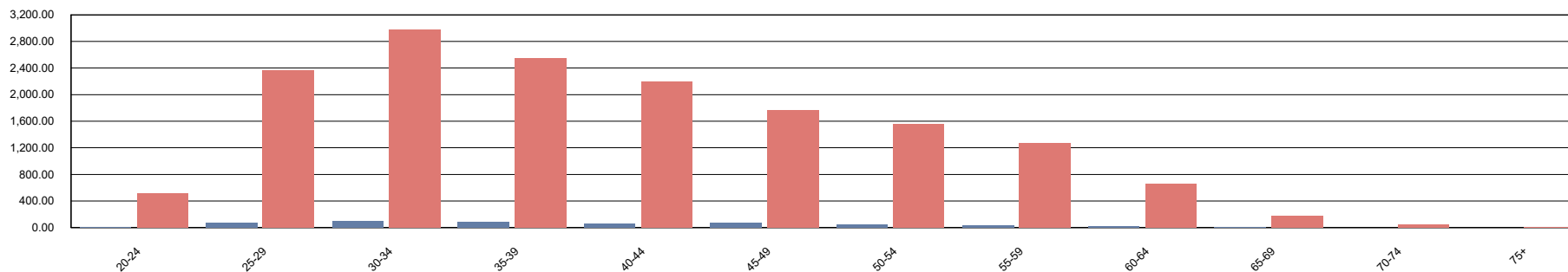
Registrant gender and age for selected profession - Register wide. Calculated Report date

Male
Female

01/08/2020



Volume



		20-24	25-29	30-34	35-39	40-44	45-49	50-54	55-59	60-64	65-69	70-74	75+	Total
SL	F	521	2,371	2,981	2,550	2,199	1,771	1,562	1,275	652	172	48	13	16,115
	M	10	74	104	88	66	70	49	40	20	8	2	0	531
	Total	531	2,445	3,085	2,638	2,265	1,841	1,611	1,315	672	180	50	13	16,646
Total		531	2,445	3,085	2,638	2,265	1,841	1,611	1,315	672	180	50	13	16,646