

	AS	BS	CH	CS	DT	HAD	ODP	OR	OT	PA
Afghanistan	0	3	1	0	1	0	0	0	0	0
Albania	0	0	2	0	0	0	0	0	0	0
Algeria	0	2	0	1	0	0	1	0	0	0
Antigua & Baruba	0	0	0	0	0	0	0	0	0	0
Argentina	0	1	0	2	1	0	1	0	0	0
Australia	19	185	57	21	165	6	10	5	659	153
Austria	3	10	0	0	0	0	2	0	12	0
Azerbaijan	0	1	0	0	0	0	0	0	0	0
Bahamas	0	1	1	0	0	0	0	0	1	0
Bahrain	0	0	1	0	1	0	2	0	0	0
Bangladesh	0	7	1	0	0	0	1	0	6	0
Barbados	0	3	3	0	0	0	0	0	3	0
Belgium	4	7	3	5	2	1	1	0	10	2
Bermuda	0	0	0	0	0	0	0	0	0	0
BFPO	0	1	0	0	0	0	0	0	0	0
Bolivia	0	0	0	0	0	0	0	0	0	0
Bosnia and Herzegovin	1	1	0	0	0	0	0	0	0	0
Botswana	0	5	0	0	0	0	0	0	1	0
Brazil	2	7	2	3	5	0	2	1	14	2
Brunei Darussalam	0	0	1	0	0	0	0	0	0	0
Bulgaria	1	26	0	4	0	1	6	0	4	0
Burma	0	3	0	0	0	0	0	0	0	0
Burundi	0	2	1	0	0	0	0	0	1	0
Cambodia	0	0	0	0	0	0	1	0	0	1
Cameroon	0	22	1	1	0	0	1	0	0	0
Canada	18	32	8	13	41	2	1	0	80	11
Cayman Islands	1	0	0	0	0	0	0	0	0	0
Chile	2	0	0	1	2	0	2	0	0	0
China	22	17	16	12	33	0	3	0	7	0
Colombia	0	8	1	1	1	0	0	0	9	0
Congo	0	5	1	0	0	0	1	0	0	0
Costa Rica	0	1	0	0	0	0	0	0	0	0
Cote d Ivoire	1	1	0	0	0	0	0	0	0	0
Croatia	4	2	1	0	0	0	0	0	0	0
Cuba	0	1	1	1	0	0	0	0	0	0

PH	PO	PYL	RA	SL	SW	Total
4	3	0	7	0	2	21
1	0	0	2	0	0	5
0	0	0	2	0	0	6
0	0	0	1	0	0	1
1	0	3	1	0	0	10
847	10	112	506	320	126	3,201
20	0	8	8	3	7	73
0	0	0	0	0	1	2
0	0	0	0	1	0	4
5	0	0	1	0	0	10
17	0	0	1	0	2	35
1	1	0	1	0	2	14
36	1	6	4	7	5	94
3	0	0	0	2	0	5
1	0	0	0	0	1	3
0	0	1	0	0	0	1
1	0	0	2	0	0	5
1	0	0	3	0	0	10
34	0	6	2	1	2	83
2	0	0	2	0	0	5
35	0	4	20	0	5	106
4	1	0	1	0	0	9
0	0	0	1	0	2	7
0	0	0	0	0	0	2
1	0	0	4	0	16	46
101	0	21	79	46	31	484
1	0	0	0	0	0	2
3	0	0	4	2	1	17
32	1	0	18	2	1	164
19	0	0	4	1	2	46
1	0	0	4	0	4	16
0	0	0	0	0	0	1
0	0	0	2	0	0	4
11	0	1	3	1	3	26
0	0	0	1	0	0	4

	AS	BS	CH	CS	DT	HAD	ODP	OR	OT	PA
Cyprus	6	7	23	5	34	1	0	1	3	0
Czech Republic	4	7	0	3	2	0	12	0	14	4
Democratic People's Rej	0	0	1	0	0	0	0	0	1	0
Denmark	4	20	5	2	9	0	5	2	30	1
Dominican Republic	0	1	0	0	0	0	0	0	0	0
Ecuador	0	1	0	0	0	0	1	0	1	0
Egypt	0	3	0	8	1	0	2	0	0	0
El Salvador	0	0	0	0	1	0	0	0	0	0
England	60	276	132	60	97	18	246	13	455	579
Eritrea	0	4	0	0	0	0	0	0	0	0
Estonia	0	0	1	0	1	0	1	0	2	0
Ethiopia	0	11	2	1	0	0	0	0	1	0
Fiji	0	4	0	0	0	0	1	0	0	0
Finland	4	9	2	0	4	0	1	0	16	2
France	14	29	11	9	10	1	10	4	35	7
Gabon	0	0	0	0	0	0	1	0	0	0
Gambia	0	5	0	0	0	0	1	0	1	0
Georgia	0	0	0	0	1	0	0	0	1	0
Germany	34	43	3	12	19	1	16	1	119	27
Ghana	1	105	5	2	3	0	11	0	13	1
Gibraltar	0	1	0	0	0	0	0	0	0	0
Greece	40	39	13	50	51	2	4	1	31	1
Grenada	0	0	0	0	0	0	0	0	0	0
Guernsey	0	2	0	0	0	0	0	0	1	0
Guinea	0	1	0	0	0	0	0	0	0	0
Guyana	0	6	0	1	0	1	1	1	0	0
Haiti	0	0	0	0	0	0	1	0	1	0
Honduras	0	0	0	0	0	0	0	0	0	0
Hong Kong	2	4	6	1	32	0	1	0	7	0
Hungary	3	12	0	3	6	1	2	0	4	5
Iceland	0	0	1	0	0	0	0	0	1	1
India	3	361	3	63	62	11	19	1	258	0
Indonesia	2	1	0	0	0	0	1	0	1	0
Iran	2	27	5	9	4	1	3	0	5	0
Iraq	0	10	0	1	0	0	0	0	0	0

PH	PO	PYL	RA	SL	SW	Total
16	1	15	17	6	0	135
38	0	2	11	3	11	111
0	0	0	0	0	0	2
41	0	16	12	9	5	161
0	0	0	0	0	0	1
1	0	0	0	1	0	5
23	0	0	3	2	0	42
0	0	0	0	0	0	1
618	9	159	262	195	321	3,500
1	0	0	24	0	4	33
8	0	3	5	1	3	25
2	0	0	4	0	1	22
0	0	0	0	0	0	5
16	0	10	8	4	11	87
72	2	20	32	13	11	280
0	0	0	0	0	0	1
0	0	0	0	0	0	7
0	0	0	1	0	0	3
158	1	68	37	47	57	643
7	0	0	44	1	51	244
2	0	0	1	0	0	4
184	1	95	20	52	20	604
0	0	0	1	0	0	1
1	0	0	0	1	2	7
0	0	0	1	0	1	3
1	0	0	1	0	0	12
0	0	0	1	0	0	3
0	0	1	0	0	1	2
19	0	2	7	5	0	86
53	0	9	20	2	15	135
2	0	3	1	0	1	10
1,668	1	24	414	22	59	2,969
0	0	0	0	0	1	6
17	1	5	26	0	0	105
2	0	0	2	0	0	15

	AS	BS	CH	CS	DT	HAD	ODP	OR	OT	PA
Ireland	86	273	368	101	473	26	26	20	1,105	166
Isle of Man	0	0	1	0	0	0	0	0	0	4
Israel	8	1	1	0	0	0	0	0	12	0
Italy	13	41	6	25	18	1	6	1	27	13
Jamaica	0	20	4	0	4	0	2	0	3	0
Japan	23	2	3	1	7	0	0	1	12	0
Jersey	0	0	0	0	0	0	0	0	1	2
Jordan	0	5	0	3	0	0	13	0	2	1
Kazakhstan	0	3	1	0	2	0	2	0	4	5
Kenya	1	25	4	0	3	0	5	0	27	0
Korea	9	3	0	0	0	0	1	0	0	0
Kuwait	0	2	0	1	0	0	0	0	1	0
Lao People's Democratic	0	0	0	0	0	0	0	0	1	0
Latvia	1	2	1	2	2	1	0	0	6	1
Lebanon	0	1	0	1	5	0	0	0	0	0
Lesotho	0	0	0	0	0	0	0	0	1	0
Liberia	0	1	0	0	0	0	0	0	0	0
Libya	0	2	0	0	0	0	1	0	0	0
Lithuania	2	12	1	0	2	1	3	0	17	0
Luxembourg	1	0	0	0	0	0	1	0	1	0
Macao	0	0	0	0	0	0	0	0	0	0
Macedonia	0	0	0	0	0	0	0	0	1	0
Malawi	0	4	1	1	1	0	1	0	2	0
Malaysia	4	12	4	4	11	0	1	1	7	0
Maldiv Islands	0	0	0	0	1	0	0	0	0	0
Malta	5	1	1	5	0	0	0	0	16	1
Mauritania	0	5	1	0	0	0	0	0	0	0
Mauritius	0	28	0	2	5	0	5	0	3	0
Mexico	2	1	0	1	2	0	0	0	1	0
Mongolia	0	1	0	0	0	0	0	0	0	0
Morocco	0	0	0	0	0	0	1	0	0	0
Motswana	1	1	0	0	0	0	0	0	0	0
Myanmar	0	0	0	1	0	0	0	0	0	0
Namibia	0	0	0	0	1	0	0	0	2	0
Nepal	0	15	1	0	2	0	5	0	3	0

PH	PO	PYL	RA	SL	SW	Total
1,515	23	335	836	592	179	6,124
5	0	0	1	3	0	14
24	1	6	3	2	2	60
148	0	82	55	9	29	474
11	0	1	20	0	18	83
13	1	3	10	2	1	79
2	0	0	0	2	1	8
8	1	0	3	0	0	36
6	0	0	3	2	1	29
26	0	1	35	6	16	149
2	0	1	1	0	1	18
0	0	0	1	0	1	6
1	0	0	0	0	0	2
9	1	0	2	1	1	30
4	0	0	1	0	1	13
0	0	0	1	0	0	2
0	0	0	0	0	3	4
4	0	0	0	0	0	7
22	1	5	4	1	12	83
1	0	1	0	0	0	5
0	1	0	0	0	0	1
1	0	0	2	0	0	4
0	0	0	1	1	5	17
31	0	4	15	6	2	102
1	0	0	0	0	0	2
46	2	11	12	10	4	114
1	0	0	1	0	1	9
7	0	0	3	4	3	60
3	0	1	0	0	0	11
0	0	0	0	0	0	1
1	0	0	2	0	0	4
0	0	0	1	0	0	3
0	0	0	0	0	0	1
4	0	1	1	0	0	9
13	0	1	9	0	2	51

	AS	BS	CH	CS	DT	HAD	ODP	OR	OT	PA
Netherlands	12	22	5	5	10	0	9	0	35	5
New Zealand	5	61	18	12	53	0	11	1	160	19
Nicaragua	0	1	0	0	0	0	0	0	0	0
Nigeria	0	292	4	6	4	0	14	0	23	0
Norway	3	9	4	0	2	0	1	0	11	2
Pakistan	0	49	2	3	8	0	1	0	5	0
Palestine	0	1	1	0	0	0	0	0	1	3
Peru	1	0	0	0	1	0	0	0	0	0
Philippines	0	216	3	1	2	0	13	0	133	0
Poland	13	142	12	22	19	5	33	0	35	61
Portugal	8	156	8	9	30	21	8	2	29	5
Qatar	1	0	0	0	0	0	0	0	1	0
Romania	2	16	1	3	2	1	8	0	4	1
Russia	1	8	0	3	2	0	1	0	2	1
Rwanda	0	1	0	0	0	0	0	0	1	0
Samoa	0	0	0	0	0	0	0	0	0	0
Saudi Arabia	0	3	1	1	0	0	0	0	5	2
Scotland	20	131	63	21	62	5	44	0	240	135
Senegal	0	0	0	0	0	0	0	0	0	0
Serbia and Montenegr	0	3	0	2	0	0	1	0	0	0
Seychelles	0	4	0	0	0	0	0	0	0	0
Sierra Leone	0	7	0	1	1	0	0	0	3	0
Singapore	7	3	8	1	5	0	1	0	9	0
Slovakia	3	13	1	1	3	1	7	0	3	6
Slovenia	0	0	3	1	0	0	0	0	3	0
Solomon Islands	0	1	0	0	0	0	0	0	0	0
Somalia	0	16	0	1	0	0	2	1	1	0
South Africa	15	117	23	19	218	8	15	1	426	38
Spain	9	45	34	41	21	1	6	2	56	2
Sri Lanka	2	69	3	4	2	0	0	0	8	1
St Helena	0	0	0	0	0	0	0	0	0	0
St Lucia	0	1	1	0	0	0	0	0	0	0
St Vincent	0	0	0	0	0	0	0	0	1	0
Sudan	0	18	0	0	1	0	0	0	0	0
Sultanate of Oman	0	1	0	0	3	0	0	0	0	0

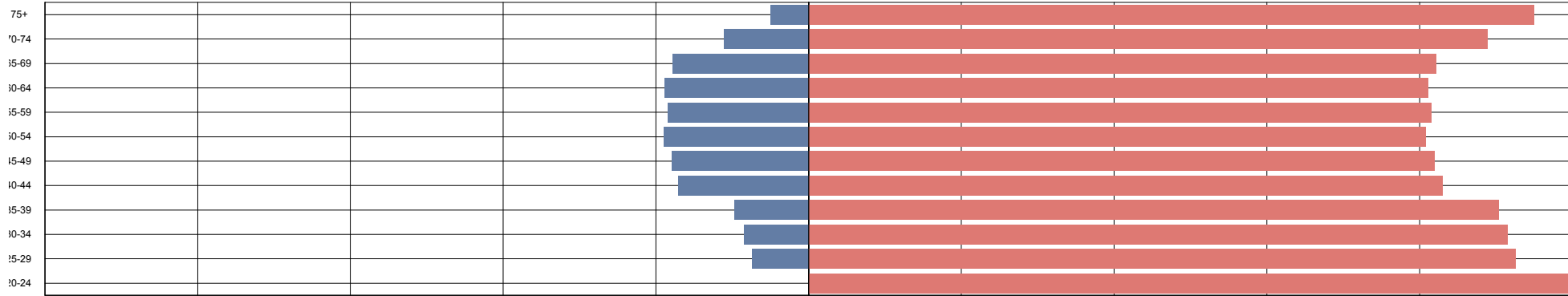
PH	PO	PYL	RA	SL	SW	Total
191	3	28	35	18	21	399
302	0	30	161	59	24	916
0	0	0	0	0	0	1
168	0	2	177	4	77	771
55	0	9	9	4	4	113
75	3	3	21	3	5	178
1	0	0	2	0	0	9
0	0	0	0	0	0	2
161	0	0	371	1	0	901
416	1	45	102	7	78	991
135	6	42	234	7	47	747
0	0	0	1	0	0	3
61	0	16	15	1	66	197
4	0	2	4	0	0	28
0	0	0	5	0	1	8
1	0	0	0	0	0	1
3	0	0	8	1	0	24
236	22	76	139	85	16	1,295
0	0	0	0	0	1	1
2	0	1	2	1	0	12
0	1	0	0	0	0	5
1	0	0	5	0	12	30
20	0	4	19	11	1	89
13	0	3	12	2	2	70
3	0	0	1	0	0	11
0	0	0	0	0	0	1
0	0	0	16	0	7	44
543	11	76	371	147	34	2,062
109	3	36	23	9	35	432
35	0	1	32	8	1	166
0	0	1	0	0	0	1
0	0	0	1	0	1	4
1	0	0	0	0	0	2
0	0	0	2	0	0	21
2	0	1	2	0	0	9

	AS	BS	CH	CS	DT	HAD	ODP	OR	OT	PA
Swaziland	0	0	0	0	0	0	0	0	2	0
Sweden	6	26	3	5	10	0	0	1	27	2
Switzerland	4	4	0	1	3	0	0	0	6	0
Syria	0	4	0	1	1	0	0	0	1	0
Taiwan	19	1	0	0	2	0	1	0	0	0
Tanzania	0	13	0	0	0	0	0	0	1	0
Thailand	2	3	1	0	0	0	0	0	0	0
Trinidad and Tobago	1	5	4	1	1	0	4	0	8	1
Tunisia	0	0	0	1	0	0	0	0	0	0
Turkey	1	11	0	3	3	0	0	0	1	0
Turkmenistan	0	1	0	0	0	0	0	0	0	0
Uganda	2	12	3	0	0	0	1	0	8	0
Ukraine	0	6	1	4	2	0	3	0	6	2
United Arab Emirates	0	0	0	0	0	0	0	0	1	0
United Kingdom	3,029	13,051	9,549	4,655	5,649	725	5,479	1,023	26,570	19,824
United States of Ameri	36	21	12	13	27	0	7	0	124	25
Unknown	0	6,029	2,370	0	1,229	1,309	5,965	294	4,858	0
Uruguay	1	1	0	0	0	0	0	0	1	0
Uzbekistan	0	1	0	0	0	0	0	0	0	0
Venezuela	1	2	1	1	1	0	0	0	1	0
Vietnam	0	0	0	0	1	0	0	1	0	0
Wales	5	69	48	11	26	3	40	0	127	98
West Indies	0	1	2	0	1	0	1	0	1	0
Yemen	0	2	0	1	0	0	0	0	0	0
Yugoslavia	0	1	3	2	0	0	1	0	0	0
Zaire	0	0	0	0	1	0	0	0	0	0
Zambia	0	19	2	0	2	0	3	0	1	0
Zimbabwe	0	164	13	7	10	2	60	1	95	6
Total	3,622	22,657	12,920	5,306	8,546	2,157	12,188	1,380	36,097	21,229

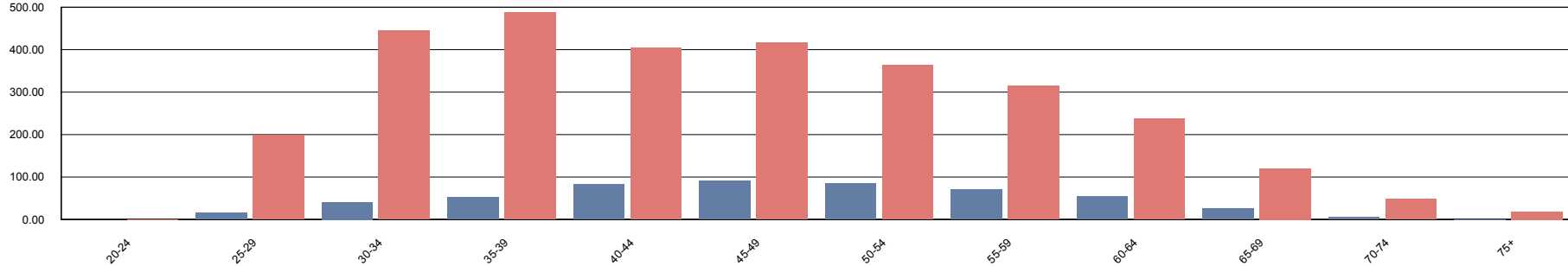
20/04/2015

PH	PO	PYL	RA	SL	SW	Total
0	0	0	0	0	0	2
47	2	25	23	3	23	203
22	1	5	7	1	4	58
0	0	0	2	0	0	9
3	0	1	3	2	0	32
6	0	0	7	1	0	28
2	2	0	3	0	1	14
8	0	3	9	0	5	50
0	0	0	1	0	0	2
9	0	2	0	0	1	31
0	0	0	1	0	0	2
10	0	0	45	0	21	102
5	0	2	3	3	8	45
0	0	0	2	0	0	3
34,125	888	6,385	19,211	13,076	13,383	176,622
117	2	70	56	120	70	700
6,460	0	13,045	5,573	0	73,077	120,209
1	0	1	1	0	0	6
1	0	0	0	0	0	2
0	0	1	2	0	0	10
1	0	0	3	0	0	6
126	0	34	87	40	27	741
0	0	0	0	0	0	6
0	0	0	2	0	0	5
5	0	0	0	0	0	12
0	0	0	0	0	3	4
2	1	1	44	0	10	85
105	1	1	291	6	378	1,140
49,634	1,011	20,999	29,808	15,011	88,515	331,080

AS



Volume



		20-24	25-29	30-34	35-39	40-44	45-49	50-54	55-59	60-64	65-69	70-74	75+	Total
Australia	F	0	3	2	5	3	2	3	1	0	0	0	0	19
	Total	0	3	2	5	3	2	3	1	0	0	0	0	19
Austria	F	0	0	3	0	0	0	0	0	0	0	0	0	3
	Total	0	0	3	0	0	0	0	0	0	0	0	0	3
Belgium	F	0	0	0	1	0	0	0	1	0	0	0	0	2

Age, Gender and Nationality for all professions.

Male
Female

		20-24	25-29	30-34	35-39	40-44	45-49	50-54	55-59	60-64	65-69	70-74	75+	Total
Belgium	M	0	0	0	0	1	1	0	0	0	0	0	0	2
	Total	0	0	0	1	1	1	0	1	0	0	0	0	4
Bosnia and Herzegovina	M	0	0	0	0	0	1	0	0	0	0	0	0	1
	Total	0	0	0	0	0	1	0	0	0	0	0	0	1
Brazil	F	0	0	0	0	0	0	1	0	0	0	0	0	1
	M	0	0	0	0	0	1	0	0	0	0	0	0	1
	Total	0	0	0	0	0	1	1	0	0	0	0	0	2
Bulgaria	F	0	0	0	0	0	0	1	0	0	0	0	0	1
	Total	0	0	0	0	0	0	1	0	0	0	0	0	1
Canada	F	0	4	2	2	3	0	0	2	2	3	0	0	18
	Total	0	4	2	2	3	0	0	2	2	3	0	0	18
Cayman Islands	F	0	0	1	0	0	0	0	0	0	0	0	0	1
	Total	0	0	1	0	0	0	0	0	0	0	0	0	1
Chile	F	0	0	0	1	0	0	0	1	0	0	0	0	2
	Total	0	0	0	1	0	0	0	1	0	0	0	0	2
China	F	0	5	7	2	4	3	0	0	0	0	0	0	21
	M	0	0	0	0	0	1	0	0	0	0	0	0	1
	Total	0	5	7	2	4	4	0	0	0	0	0	0	22
Cote d Ivoire	F	0	0	0	1	0	0	0	0	0	0	0	0	1
	Total	0	0	0	1	0	0	0	0	0	0	0	0	1

Age, Gender and Nationality for all professions.

Male
Female

		20-24	25-29	30-34	35-39	40-44	45-49	50-54	55-59	60-64	65-69	70-74	75+	Total
Croatia	F	0	0	1	2	0	0	0	0	0	0	0	0	3
	M	0	0	0	0	1	0	0	0	0	0	0	0	1
	Total	0	0	1	2	1	0	0	0	0	0	0	0	4
Cyprus	F	0	3	2	1	0	0	0	0	0	0	0	0	6
	Total	0	3	2	1	0	0	0	0	0	0	0	0	6
Czech Republic	F	0	0	1	1	1	0	0	0	0	0	0	0	3
	Total	0	0	1	1	1	0	0	0	0	0	0	0	3
Denmark	F	0	0	0	3	0	0	0	0	0	0	0	0	3
	M	0	0	0	0	0	0	1	0	0	0	0	0	1
	Total	0	0	0	3	0	0	1	0	0	0	0	0	4
England	F	0	4	7	11	10	10	6	5	3	2	0	0	58
	M	0	0	0	1	1	1	3	0	0	0	0	0	6
	Total	0	4	7	12	11	11	9	5	3	2	0	0	64
Finland	F	0	0	1	2	1	0	0	0	0	0	0	0	4
	Total	0	0	1	2	1	0	0	0	0	0	0	0	4
France	F	0	2	0	0	3	2	3	0	1	0	0	0	11
	M	0	0	0	0	0	0	1	0	2	0	0	0	3
	Total	0	2	0	0	3	2	4	0	3	0	0	0	14
Germany	F	0	6	5	3	2	6	5	2	2	0	0	0	31
	M	0	0	0	0	0	1	0	1	0	0	0	0	2

Age, Gender and Nationality for all professions.

Male
Female

		20-24	25-29	30-34	35-39	40-44	45-49	50-54	55-59	60-64	65-69	70-74	75+	Total
Germany	Total	0	6	5	3	2	7	5	3	2	0	0	0	33
Ghana	M	0	0	0	0	1	0	0	0	0	0	0	0	1
	Total	0	0	0	0	1	0	0	0	0	0	0	0	1
Greece	F	0	3	8	9	2	6	2	0	1	1	0	0	32
	M	0	1	3	2	0	0	1	1	0	0	0	0	8
	Total	0	4	11	11	2	6	3	1	1	1	0	0	40
Hong Kong	F	0	0	1	0	0	0	0	0	0	0	0	0	1
	M	0	0	0	0	0	1	0	0	0	0	0	0	1
	Total	0	0	1	0	0	1	0	0	0	0	0	0	2
Hungary	F	0	0	0	2	0	1	0	0	0	0	0	0	3
	Total	0	0	0	2	0	1	0	0	0	0	0	0	3
India	F	0	0	1	1	0	0	0	0	0	0	0	0	2
	M	0	0	0	1	0	0	0	0	0	0	0	0	1
	Total	0	0	1	2	0	0	0	0	0	0	0	0	3
Indonesia	F	0	0	1	0	1	0	0	0	0	0	0	0	2
	Total	0	0	1	0	1	0	0	0	0	0	0	0	2
Iran	F	0	0	1	1	0	0	0	0	0	0	0	0	2
	Total	0	0	1	1	0	0	0	0	0	0	0	0	2
Ireland	F	0	10	18	10	6	8	7	2	4	5	0	0	70
	M	0	2	3	2	2	1	0	1	3	0	1	0	15

Age, Gender and Nationality for all professions.

Male
Female

		20-24	25-29	30-34	35-39	40-44	45-49	50-54	55-59	60-64	65-69	70-74	75+	Total
Ireland	Total	0	12	21	12	8	9	7	3	7	5	1	0	85
Israel	F	0	0	2	2	2	0	0	0	1	0	0	0	7
	M	0	0	0	1	0	0	0	0	0	0	0	0	1
	Total	0	0	2	3	2	0	0	0	1	0	0	0	8
Italy	F	0	2	2	2	1	1	2	0	1	0	0	0	11
	M	0	0	0	1	0	0	0	1	0	0	0	0	2
	Total	0	2	2	3	1	1	2	1	1	0	0	0	13
Japan	F	0	0	5	6	7	2	1	0	1	0	0	0	22
	Total	0	0	5	6	7	2	1	0	1	0	0	0	22
Kenya	F	0	0	0	0	0	0	0	1	0	0	0	0	1
	Total	0	0	0	0	0	0	0	1	0	0	0	0	1
Korea	F	0	0	2	1	1	1	1	1	0	0	0	0	7
	M	0	0	0	1	1	0	0	0	0	0	0	0	2
	Total	0	0	2	2	2	1	1	1	0	0	0	0	9
Latvia	F	0	0	0	1	0	0	0	0	0	0	0	0	1
	Total	0	0	0	1	0	0	0	0	0	0	0	0	1
Lithuania	F	0	0	0	2	0	0	0	0	0	0	0	0	2
	Total	0	0	0	2	0	0	0	0	0	0	0	0	2
Luxembourg	F	0	0	1	0	0	0	0	0	0	0	0	0	1
	Total	0	0	1	0	0	0	0	0	0	0	0	0	1

Age, Gender and Nationality for all professions.

Male
Female

		20-24	25-29	30-34	35-39	40-44	45-49	50-54	55-59	60-64	65-69	70-74	75+	Total
Malaysia	F	0	1	0	0	1	1	0	0	0	0	0	0	3
	M	0	0	0	1	0	0	0	0	0	0	0	0	1
	Total	0	1	0	1	1	1	0	0	0	0	0	0	4
Malta	F	0	1	0	1	1	1	0	0	0	0	0	0	4
	M	0	0	1	0	0	0	0	0	0	0	0	0	1
	Total	0	1	1	1	1	1	0	0	0	0	0	0	5
Mexico	F	0	0	0	0	1	0	0	0	0	0	0	0	1
	M	0	0	1	0	0	0	0	0	0	0	0	0	1
	Total	0	0	1	0	1	0	0	0	0	0	0	0	2
Motswana	F	0	0	1	0	0	0	0	0	0	0	0	0	1
	Total	0	0	1	0	0	0	0	0	0	0	0	0	1
Netherlands	F	0	0	1	2	1	2	1	1	0	0	1	0	9
	M	0	0	0	0	0	0	2	0	0	0	0	0	2
	Total	0	0	1	2	1	2	3	1	0	0	1	0	11
New Zealand	F	0	0	0	1	0	0	1	1	1	0	0	1	5
	Total	0	0	0	1	0	0	1	1	1	0	0	1	5
Norway	F	0	0	0	1	0	0	0	0	2	0	0	0	3
	Total	0	0	0	1	0	0	0	0	2	0	0	0	3
Peru	M	0	0	0	0	1	0	0	0	0	0	0	0	1
	Total	0	0	0	0	1	0	0	0	0	0	0	0	1

Age, Gender and Nationality for all professions.

Male
Female

		20-24	25-29	30-34	35-39	40-44	45-49	50-54	55-59	60-64	65-69	70-74	75+	Total
Poland	F	0	3	0	4	3	0	1	0	0	0	0	0	11
	M	0	0	0	0	2	0	0	0	0	0	0	0	2
	Total	0	3	0	4	5	0	1	0	0	0	0	0	13
Portugal	F	0	2	2	1	1	1	0	0	0	0	0	0	7
	M	0	0	0	0	0	0	1	0	0	0	0	0	1
	Total	0	2	2	1	1	1	1	0	0	0	0	0	8
Qatar	F	0	0	1	0	0	0	0	0	0	0	0	0	1
	Total	0	0	1	0	0	0	0	0	0	0	0	0	1
Romania	M	0	1	0	0	0	0	0	0	0	0	0	0	1
	Total	0	1	0	0	0	0	0	0	0	0	0	0	1
Russia	F	0	0	0	0	0	1	0	0	0	0	0	0	1
	Total	0	0	0	0	0	1	0	0	0	0	0	0	1
Scotland	F	0	2	6	8	2	1	0	0	0	0	0	0	19
	M	0	0	1	0	0	0	0	1	0	0	0	0	2
	Total	0	2	7	8	2	1	0	1	0	0	0	0	21
Singapore	F	0	0	2	1	3	1	0	0	0	0	0	0	7
	Total	0	0	2	1	3	1	0	0	0	0	0	0	7
Slovakia	F	0	0	0	1	1	0	0	0	0	0	0	0	2
	M	0	0	0	1	0	0	0	0	0	0	0	0	1
	Total	0	0	0	2	1	0	0	0	0	0	0	0	3

Age, Gender and Nationality for all professions.

Male
Female


		20-24	25-29	30-34	35-39	40-44	45-49	50-54	55-59	60-64	65-69	70-74	75+	Total
South Africa	F	0	1	3	4	1	2	1	2	1	0	0	0	15
	Total	0	1	3	4	1	2	1	2	1	0	0	0	15
Spain	F	0	0	3	3	1	1	0	0	0	0	0	0	8
	M	0	0	0	0	1	0	0	0	0	0	0	0	1
	Total	0	0	3	3	2	1	0	0	0	0	0	0	9
Sri Lanka	F	0	0	0	1	0	0	0	0	0	0	1	0	2
	Total	0	0	0	1	0	0	0	0	0	0	1	0	2
Sweden	F	0	0	2	1	1	1	1	0	0	0	0	0	6
	Total	0	0	2	1	1	1	1	0	0	0	0	0	6
Switzerland	F	0	0	0	1	0	0	1	0	0	0	1	0	3
	M	0	0	0	0	1	0	0	0	0	0	0	0	1
	Total	0	0	0	1	1	0	1	0	0	0	1	0	4
Taiwan	F	0	5	11	1	1	0	0	0	0	0	0	0	18
	M	0	0	0	1	0	0	0	0	0	0	0	0	1
	Total	0	5	11	2	1	0	0	0	0	0	0	0	19
Thailand	F	0	0	1	1	0	0	0	0	0	0	0	0	2
	Total	0	0	1	1	0	0	0	0	0	0	0	0	2
Trinidad and Tobago	M	0	0	0	0	1	0	0	0	0	0	0	0	1
	Total	0	0	0	0	1	0	0	0	0	0	0	0	1
Turkey	F	0	0	1	0	0	0	0	0	0	0	0	0	1

Age, Gender and Nationality for all professions.

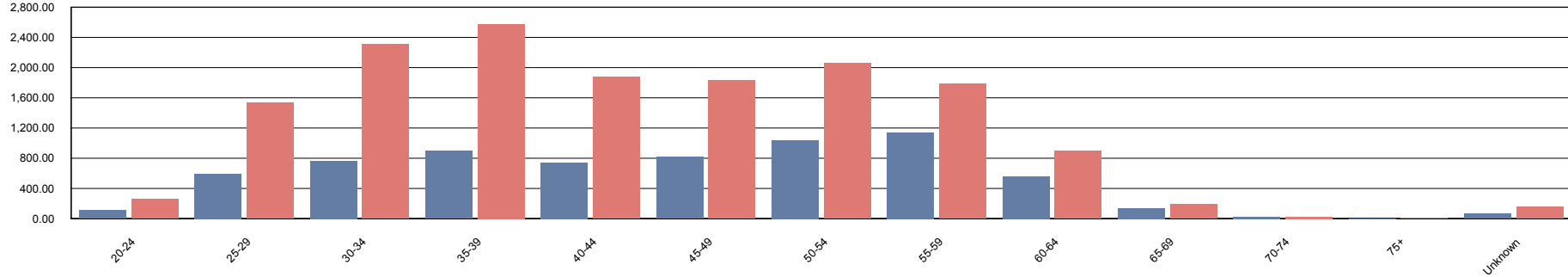
Male
Female

		20-24	25-29	30-34	35-39	40-44	45-49	50-54	55-59	60-64	65-69	70-74	75+	Total
Turkey	Total	0	0	1	0	0	0	0	0	0	0	0	0	1
Uganda	F	0	0	0	1	0	0	0	0	0	0	0	0	1
	M	0	0	0	1	0	0	0	0	0	0	0	0	1
	Total	0	0	0	2	0	0	0	0	0	0	0	0	2
United Kingdom	F	1	140	331	372	332	359	324	293	211	106	45	18	2,532
	M	0	11	32	39	70	82	75	66	50	25	5	1	456
	U	0	0	0	0	0	1	1	0	0	0	0	0	2
	Total	1	151	363	411	402	442	400	359	261	131	50	19	2,990
United States of America	F	0	1	4	9	5	4	1	1	5	3	0	0	33
	M	0	1	0	0	0	1	0	0	0	1	0	0	3
	Total	0	2	4	9	5	5	1	1	5	4	0	0	36
Uruguay	F	0	0	0	0	1	0	0	0	0	0	0	0	1
	Total	0	0	0	0	1	0	0	0	0	0	0	0	1
Venezuela	F	0	0	1	0	0	0	0	0	0	0	0	0	1
	Total	0	0	1	0	0	0	0	0	0	0	0	0	1
Wales	F	0	1	0	1	1	0	0	0	1	0	0	0	4
	M	0	0	0	0	0	0	1	0	0	0	0	0	1
	Total	0	1	0	1	1	0	1	0	1	0	0	0	5
Total		1	215	485	539	487	509	449	385	292	146	54	20	3,582

BS



Volume



		20-24	25-29	30-34	35-39	40-44	45-49	50-54	55-59	60-64	65-69	70-74	75+	Unknow	Total
Afghanistan	F	0	1	0	0	0	0	1	0	1	0	0	0	0	3
	M	0	0	1	0	0	0	0	0	0	0	0	0	0	1
	Total	0	1	1	0	0	0	1	0	1	0	0	0	0	4
Algeria	F	0	0	1	0	0	0	0	0	0	0	0	0	0	1
	M	0	0	0	0	0	0	1	0	0	0	0	0	0	1

Age, Gender and Nationality for all professions.

Male
Female

		20-24	25-29	30-34	35-39	40-44	45-49	50-54	55-59	60-64	65-69	70-74	75+	Unknow	Total
Algeria	Total	0	0	1	0	0	0	1	0	0	0	0	0	0	2
Argentina	F	0	0	0	1	0	0	0	0	0	0	0	0	0	1
	Total	0	0	0	1	0	0	0	0	0	0	0	0	0	1
Australia	F	0	20	52	30	22	11	9	3	1	0	0	0	0	148
	M	0	6	6	8	3	2	2	2	0	0	0	0	0	29
	Total	0	26	58	38	25	13	11	5	1	0	0	0	0	177
Austria	F	0	1	1	2	3	1	0	0	0	0	0	0	0	8
	M	0	0	0	0	0	2	0	0	0	0	0	0	0	2
	Total	0	1	1	2	3	3	0	0	0	0	0	0	0	10
Azerbaijan	F	0	0	1	0	0	0	0	0	0	0	0	0	0	1
	Total	0	0	1	0	0	0	0	0	0	0	0	0	0	1
Bahamas	F	0	0	0	1	0	0	0	0	0	0	0	0	0	1
	Total	0	0	0	1	0	0	0	0	0	0	0	0	0	1
Bangladesh	F	0	0	0	1	2	1	0	0	0	0	0	0	0	4
	M	0	0	0	3	0	0	0	0	0	0	0	0	0	3
	Total	0	0	0	4	2	1	0	0	0	0	0	0	0	7
Barbados	F	0	0	0	0	1	0	0	0	0	0	0	0	0	1
	M	0	0	0	1	1	0	0	0	0	0	0	0	0	2
	Total	0	0	0	1	2	0	0	0	0	0	0	0	0	3
Belgium	F	0	1	1	1	0	0	1	1	2	0	0	0	0	7

Age, Gender and Nationality for all professions.

Male
 Female

		20-24	25-29	30-34	35-39	40-44	45-49	50-54	55-59	60-64	65-69	70-74	75+	Unknow	Total
Belgium	M	0	1	0	0	0	0	0	0	0	0	0	0	0	1
	Total	0	2	1	1	0	0	1	1	2	0	0	0	0	8
BFPO	F	0	0	0	0	0	0	0	1	1	0	0	0	0	2
	Total	0	0	0	0	0	0	0	1	1	0	0	0	0	2
Bosnia and Herzegovina	F	0	0	0	1	0	0	0	0	0	0	0	0	0	1
	Total	0	0	0	1	0	0	0	0	0	0	0	0	0	1
Botswana	F	0	1	0	0	1	0	1	0	0	0	0	0	0	3
	M	0	0	0	1	1	0	0	0	0	0	0	0	0	2
	Total	0	1	0	1	2	0	1	0	0	0	0	0	0	5
Brazil	F	0	0	2	0	2	1	0	0	1	0	0	0	0	6
	M	0	0	0	0	1	0	0	0	0	0	0	0	0	1
	Total	0	0	2	0	3	1	0	0	1	0	0	0	0	7
Bulgaria	F	0	1	5	5	3	5	2	2	0	0	0	0	0	23
	M	0	0	0	0	1	1	0	0	0	0	0	0	0	2
	Total	0	1	5	5	4	6	2	2	0	0	0	0	0	25
Burma	F	0	0	1	1	0	0	0	0	0	1	0	0	0	3
	Total	0	0	1	1	0	0	0	0	0	1	0	0	0	3
Burundi	F	0	0	0	2	0	0	0	0	0	0	0	0	0	2
	Total	0	0	0	2	0	0	0	0	0	0	0	0	0	2
Cameroon	F	0	3	2	1	3	1	0	0	0	0	0	0	0	10

Age, Gender and Nationality for all professions.

Male
 Female

		20-24	25-29	30-34	35-39	40-44	45-49	50-54	55-59	60-64	65-69	70-74	75+	Unknow	Total
Cameroon	M	0	2	3	2	3	1	1	0	0	0	0	0	0	12
	Total	0	5	5	3	6	2	1	0	0	0	0	0	0	22
Canada	F	0	4	3	6	2	7	4	2	2	0	0	0	0	30
	M	0	0	0	0	2	1	0	0	0	0	0	0	0	3
	Total	0	4	3	6	4	8	4	2	2	0	0	0	0	33
China	F	0	4	3	4	0	0	3	0	0	0	0	0	0	14
	M	0	0	1	2	0	0	0	0	0	0	0	0	0	3
	Total	0	4	4	6	0	0	3	0	0	0	0	0	0	17
Colombia	F	0	0	0	1	4	0	2	1	0	0	0	0	0	8
	Total	0	0	0	1	4	0	2	1	0	0	0	0	0	8
Congo	F	0	0	1	0	0	0	1	0	0	0	0	0	0	2
	M	0	0	1	0	0	1	0	1	0	0	0	0	0	3
	Total	0	0	2	0	0	1	1	1	0	0	0	0	0	5
Costa Rica	M	0	0	0	0	1	0	0	0	0	0	0	0	0	1
	Total	0	0	0	0	1	0	0	0	0	0	0	0	0	1
Cote d Ivoire	M	0	0	0	0	1	0	0	0	0	0	0	0	0	1
	Total	0	0	0	0	1	0	0	0	0	0	0	0	0	1
Croatia	F	0	0	0	0	1	0	0	1	0	0	0	0	0	2
	Total	0	0	0	0	1	0	0	1	0	0	0	0	0	2
Cuba	M	0	0	0	0	0	1	0	0	0	0	0	0	0	1

Age, Gender and Nationality for all professions.

Male
Female

		20-24	25-29	30-34	35-39	40-44	45-49	50-54	55-59	60-64	65-69	70-74	75+	Unknow	Total
Cuba	Total	0	0	0	0	0	1	0	0	0	0	0	0	0	1
Cyprus	F	0	1	1	2	0	0	1	1	0	0	0	0	0	6
	M	0	0	0	1	0	0	0	0	1	0	0	0	0	2
	Total	0	1	1	3	0	0	1	1	1	0	0	0	0	8
Czech Republic	F	0	0	3	2	2	0	0	0	0	0	0	0	0	7
	Total	0	0	3	2	2	0	0	0	0	0	0	0	0	7
Denmark	F	1	3	5	3	2	3	0	0	0	0	0	0	0	17
	M	0	1	0	0	2	1	0	0	0	0	0	0	0	4
	Total	1	4	5	3	4	4	0	0	0	0	0	0	0	21
Dominican Republic	F	0	0	0	0	1	0	0	0	0	0	0	0	0	1
	Total	0	0	0	0	1	0	0	0	0	0	0	0	0	1
Ecuador	F	0	0	0	0	0	0	1	0	0	0	0	0	0	1
	Total	0	0	0	0	0	0	1	0	0	0	0	0	0	1
Egypt	F	0	0	0	0	0	1	0	0	0	0	0	0	0	1
	M	0	0	0	1	0	1	0	0	0	0	0	0	0	2
	Total	0	0	0	1	0	2	0	0	0	0	0	0	0	3
England	F	2	32	61	73	18	15	15	10	5	0	0	0	0	231
	M	3	12	25	24	5	3	8	9	5	1	0	0	0	95
	Total	5	44	86	97	23	18	23	19	10	1	0	0	0	326
Eritrea	F	0	0	2	0	0	0	0	0	0	0	0	0	0	2

Age, Gender and Nationality for all professions.

Male
Female

		20-24	25-29	30-34	35-39	40-44	45-49	50-54	55-59	60-64	65-69	70-74	75+	Unknow	Total
Eritrea	M	0	0	0	1	1	0	0	0	0	0	0	0	0	2
	Total	0	0	2	1	1	0	0	0	0	0	0	0	0	4
Ethiopia	F	0	0	0	2	3	1	1	0	1	0	0	0	0	8
	M	0	0	0	1	2	0	0	0	0	0	0	0	0	3
	Total	0	0	0	3	5	1	1	0	1	0	0	0	0	11
Fiji	F	0	0	0	1	2	0	0	0	0	0	0	0	0	3
	M	0	0	1	0	0	0	0	0	0	0	0	0	0	1
	Total	0	0	1	1	2	0	0	0	0	0	0	0	0	4
Finland	F	0	1	2	2	2	1	0	0	0	0	0	0	0	8
	M	0	0	0	0	1	0	0	0	0	0	0	0	0	1
	Total	0	1	2	2	3	1	0	0	0	0	0	0	0	9
France	F	0	5	3	5	4	1	1	3	0	0	0	0	0	22
	M	0	1	1	2	2	0	1	0	0	0	0	0	0	7
	Total	0	6	4	7	6	1	2	3	0	0	0	0	0	29
Gambia	F	0	0	1	0	0	0	0	0	0	1	0	0	0	2
	M	0	1	0	0	0	1	0	1	0	0	0	0	0	3
	Total	0	1	1	0	0	1	0	1	0	1	0	0	0	5
Germany	F	2	6	5	8	5	5	5	5	1	0	0	0	0	42
	M	0	0	0	0	1	1	1	0	0	0	0	0	0	3
	Total	2	6	5	8	6	6	6	5	1	0	0	0	0	45

Age, Gender and Nationality for all professions.

Male
Female

		20-24	25-29	30-34	35-39	40-44	45-49	50-54	55-59	60-64	65-69	70-74	75+	Unknow	Total
Ghana	F	0	2	7	19	0	1	4	0	0	0	0	0	0	33
	M	0	5	14	11	10	17	3	6	1	1	0	0	0	68
	Total	0	7	21	30	10	18	7	6	1	1	0	0	0	101
Gibraltar	M	0	1	0	0	0	0	0	0	0	0	0	0	0	1
	Total	0	1	0	0	0	0	0	0	0	0	0	0	0	1
Greece	F	0	1	5	9	9	4	0	0	0	0	0	0	0	28
	M	0	1	4	5	1	0	1	0	0	0	0	0	0	12
	Total	0	2	9	14	10	4	1	0	0	0	0	0	0	40
Guernsey	F	0	0	0	0	1	0	0	0	0	0	0	0	0	1
	M	0	0	1	0	0	0	0	0	0	0	0	0	0	1
	Total	0	0	1	0	1	0	0	0	0	0	0	0	0	2
Guinea	M	0	0	0	0	1	0	0	0	0	0	0	0	0	1
	Total	0	0	0	0	1	0	0	0	0	0	0	0	0	1
Guyana	F	0	0	0	3	0	1	1	1	0	0	0	0	0	6
	M	0	0	0	0	1	0	0	0	0	0	0	0	0	1
	Total	0	0	0	3	1	1	1	1	0	0	0	0	0	7
Hong Kong	F	0	1	0	1	0	0	0	1	0	0	0	0	0	3
	M	0	0	0	0	0	0	1	0	0	0	0	0	0	1
	Total	0	1	0	1	0	0	1	1	0	0	0	0	0	4
Hungary	F	0	1	1	4	1	2	1	1	0	0	0	0	0	11

Age, Gender and Nationality for all professions.

Male
Female

		20-24	25-29	30-34	35-39	40-44	45-49	50-54	55-59	60-64	65-69	70-74	75+	Unknow	Total
Hungary	M	0	0	0	1	0	0	0	0	0	0	0	0	0	1
	Total	0	1	1	5	1	2	1	1	0	0	0	0	0	12
India	F	1	15	66	85	28	15	11	9	1	0	0	0	0	231
	M	1	7	21	49	25	6	9	2	5	1	0	0	0	126
	Total	2	22	87	134	53	21	20	11	6	1	0	0	0	357
Indonesia	F	0	0	0	0	1	0	0	0	0	0	0	0	0	1
	Total	0	0	0	0	1	0	0	0	0	0	0	0	0	1
Iran	F	0	1	1	6	2	3	5	1	0	0	0	0	0	19
	M	0	1	1	1	1	2	1	1	0	0	0	0	0	8
	Total	0	2	2	7	3	5	6	2	0	0	0	0	0	27
Iraq	F	0	1	2	1	1	1	1	0	1	0	0	0	0	8
	M	0	0	1	1	0	0	0	0	0	0	0	0	0	2
	Total	0	1	3	2	1	1	1	0	1	0	0	0	0	10
Ireland	F	4	54	35	50	25	21	13	7	2	0	0	0	0	211
	M	3	13	13	12	7	5	4	4	3	2	0	0	0	66
	Total	7	67	48	62	32	26	17	11	5	2	0	0	0	277
Israel	F	0	0	0	1	0	0	0	0	0	0	0	0	0	1
	Total	0	0	0	1	0	0	0	0	0	0	0	0	0	1
Italy	F	0	3	6	7	5	4	6	0	0	0	0	0	0	31
	M	0	1	1	5	1	0	1	1	0	0	0	0	0	10

Age, Gender and Nationality for all professions.

Male
Female

		20-24	25-29	30-34	35-39	40-44	45-49	50-54	55-59	60-64	65-69	70-74	75+	Unknow	Total
Italy	Total	0	4	7	12	6	4	7	1	0	0	0	0	0	41
Jamaica	F	0	0	3	6	3	0	0	0	0	0	0	0	0	12
	M	0	1	0	1	3	1	0	0	0	0	0	0	0	6
	Total	0	1	3	7	6	1	0	0	0	0	0	0	0	18
Japan	F	0	0	0	1	0	1	0	0	0	0	0	0	0	2
	Total	0	0	0	1	0	1	0	0	0	0	0	0	0	2
Jordan	F	0	0	0	0	0	1	0	0	0	0	0	0	0	1
	M	0	0	1	0	2	0	0	0	0	0	0	0	0	3
	Total	0	0	1	0	2	1	0	0	0	0	0	0	0	4
Kazakhstan	F	0	0	0	1	0	0	0	1	0	0	0	0	0	2
	M	0	0	0	0	1	0	0	0	0	0	0	0	0	1
	Total	0	0	0	1	1	0	0	1	0	0	0	0	0	3
Kenya	F	0	4	4	7	1	1	3	1	0	1	0	0	0	22
	M	0	0	0	3	0	0	1	0	0	1	0	0	0	5
	Total	0	4	4	10	1	1	4	1	0	2	0	0	0	27
Korea	F	0	0	0	1	0	1	0	1	0	0	0	0	0	3
	Total	0	0	0	1	0	1	0	1	0	0	0	0	0	3
Kuwait	M	0	0	2	0	0	0	0	0	0	0	0	0	0	2
	Total	0	0	2	0	0	0	0	0	0	0	0	0	0	2
Latvia	F	1	0	0	0	0	0	0	0	0	0	0	1	0	2

Age, Gender and Nationality for all professions.

Male
Female

		20-24	25-29	30-34	35-39	40-44	45-49	50-54	55-59	60-64	65-69	70-74	75+	Unknow	Total
Latvia	Total	1	0	0	0	0	0	0	0	0	0	0	1	0	2
Lebanon	M	0	0	1	0	0	0	0	0	0	0	0	0	0	1
	Total	0	0	1	0	0	0	0	0	0	0	0	0	0	1
Liberia	M	0	0	0	0	0	0	1	0	0	0	0	0	0	1
	Total	0	0	0	0	0	0	1	0	0	0	0	0	0	1
Libya	F	0	0	0	0	0	1	0	0	0	0	0	0	0	1
	M	0	0	0	0	0	1	0	0	0	0	0	0	0	1
	Total	0	0	0	0	0	2	0	0	0	0	0	0	0	2
Lithuania	F	0	3	6	0	1	0	1	0	1	0	0	0	0	12
	Total	0	3	6	0	1	0	1	0	1	0	0	0	0	12
Malawi	F	0	2	0	0	0	0	0	0	0	0	0	0	0	2
	M	0	0	0	2	0	0	0	0	0	0	0	0	0	2
	Total	0	2	0	2	0	0	0	0	0	0	0	0	0	4
Malaysia	F	0	3	3	1	2	0	0	0	0	0	0	0	0	9
	M	0	1	0	0	1	0	0	0	0	0	0	0	0	2
	Total	0	4	3	1	3	0	0	0	0	0	0	0	0	11
Malta	M	0	0	0	0	0	1	0	0	0	0	0	0	0	1
	Total	0	0	0	0	0	1	0	0	0	0	0	0	0	1
Mauritania	F	0	1	1	1	0	0	0	0	0	0	0	0	0	3
	M	0	0	0	0	1	0	0	1	0	0	0	0	0	2

Age, Gender and Nationality for all professions.

Male
Female

		20-24	25-29	30-34	35-39	40-44	45-49	50-54	55-59	60-64	65-69	70-74	75+	Unknow	Total
Mauritania	Total	0	1	1	1	1	0	0	1	0	0	0	0	0	5
Mauritius	F	0	2	10	3	1	1	0	0	1	0	0	0	0	18
	M	0	0	1	3	0	4	0	0	2	0	0	0	0	10
	Total	0	2	11	6	1	5	0	0	3	0	0	0	0	28
Mexico	F	0	0	0	0	0	1	0	0	0	0	0	0	0	1
	Total	0	0	0	0	0	1	0	0	0	0	0	0	0	1
Mongolia	F	0	0	0	1	0	0	0	0	0	0	0	0	0	1
	Total	0	0	0	1	0	0	0	0	0	0	0	0	0	1
Motswana	M	0	0	0	0	0	1	0	0	0	0	0	0	0	1
	Total	0	0	0	0	0	1	0	0	0	0	0	0	0	1
Nepal	F	0	2	2	1	1	2	0	0	0	0	0	0	0	8
	M	0	1	1	4	1	0	0	0	0	0	0	0	0	7
	Total	0	3	3	5	2	2	0	0	0	0	0	0	0	15
Netherlands	F	1	2	3	2	2	1	0	0	3	0	0	0	0	14
	M	0	1	1	1	4	1	0	0	0	0	0	0	0	8
	Total	1	3	4	3	6	2	0	0	3	0	0	0	0	22
New Zealand	F	0	5	10	13	8	1	4	1	1	0	0	0	0	43
	M	0	0	4	5	4	0	1	2	0	0	0	0	0	16
	Total	0	5	14	18	12	1	5	3	1	0	0	0	0	59
Nicaragua	F	0	0	0	0	0	1	0	0	0	0	0	0	0	1

Age, Gender and Nationality for all professions.

Male
Female

		20-24	25-29	30-34	35-39	40-44	45-49	50-54	55-59	60-64	65-69	70-74	75+	Unknow	Total
Nicaragua	Total	0	0	0	0	0	1	0	0	0	0	0	0	0	1
Nigeria	F	1	15	24	37	23	19	10	5	7	0	1	0	0	142
	M	1	3	21	18	34	38	21	7	4	1	0	0	0	148
	Total	2	18	45	55	57	57	31	12	11	1	1	0	0	290
Norway	F	0	1	1	0	2	1	1	0	1	0	0	0	0	7
	M	0	0	1	0	1	0	0	0	0	0	0	0	0	2
	Total	0	1	2	0	3	1	1	0	1	0	0	0	0	9
Pakistan	F	0	2	6	6	1	1	0	2	0	0	0	0	0	18
	M	0	4	7	10	4	2	3	0	1	0	0	0	0	31
	Total	0	6	13	16	5	3	3	2	1	0	0	0	0	49
Palestine	M	0	1	0	0	0	0	0	0	0	0	0	0	0	1
	Total	0	1	0	0	0	0	0	0	0	0	0	0	0	1
Philippines	F	0	1	30	38	38	26	8	2	2	1	0	0	0	146
	M	1	2	11	23	21	10	1	0	0	1	0	0	0	70
	Total	1	3	41	61	59	36	9	2	2	2	0	0	0	216
Poland	F	0	15	42	42	14	7	6	2	1	0	0	0	0	129
	M	0	2	4	3	1	0	1	0	0	0	0	0	0	11
	Total	0	17	46	45	15	7	7	2	1	0	0	0	0	140
Portugal	F	3	64	35	10	6	2	2	2	0	0	0	0	0	124
	M	1	11	13	3	1	1	0	0	0	0	0	0	0	30

Age, Gender and Nationality for all professions.

Male
Female

		20-24	25-29	30-34	35-39	40-44	45-49	50-54	55-59	60-64	65-69	70-74	75+	Unknow	Total
Portugal	Total	4	75	48	13	7	3	2	2	0	0	0	0	0	154
Romania	F	0	0	2	3	2	5	0	1	0	0	0	0	0	13
	M	0	0	1	0	0	1	1	0	0	0	0	0	0	3
	Total	0	0	3	3	2	6	1	1	0	0	0	0	0	16
Russia	F	0	0	0	0	1	1	3	1	1	1	0	0	0	8
	Total	0	0	0	0	1	1	3	1	1	1	0	0	0	8
Rwanda	F	0	0	0	0	0	0	1	0	0	0	0	0	0	1
	Total	0	0	0	0	0	0	1	0	0	0	0	0	0	1
Saudi Arabia	F	0	1	0	0	0	0	0	1	0	0	0	0	0	2
	M	0	0	0	0	0	0	0	0	1	0	0	0	0	1
	Total	0	1	0	0	0	0	0	1	1	0	0	0	0	3
Scotland	F	9	32	44	25	2	2	5	3	1	0	0	0	0	123
	M	2	1	5	5	1	0	0	0	0	0	0	0	0	14
	Total	11	33	49	30	3	2	5	3	1	0	0	0	0	137
Serbia and Montenegro	F	0	0	1	1	1	0	0	0	0	0	0	0	0	3
	Total	0	0	1	1	1	0	0	0	0	0	0	0	0	3
Seychelles	F	0	0	0	0	1	0	0	0	0	0	0	0	0	1
	M	0	0	0	0	2	0	1	0	0	0	0	0	0	3
	Total	0	0	0	0	3	0	1	0	0	0	0	0	0	4
Sierra Leone	F	0	1	1	0	0	0	0	0	2	0	0	0	0	4

Age, Gender and Nationality for all professions.

Male
Female

		20-24	25-29	30-34	35-39	40-44	45-49	50-54	55-59	60-64	65-69	70-74	75+	Unknow	Total
Sierra Leone	M	0	0	0	0	2	1	0	0	0	0	0	0	0	3
	Total	0	1	1	0	2	1	0	0	2	0	0	0	0	7
Singapore	F	0	0	0	1	0	0	1	0	0	0	0	0	0	2
	M	0	0	0	1	0	0	0	0	0	0	0	0	0	1
	Total	0	0	0	2	0	0	1	0	0	0	0	0	0	3
Slovakia	F	0	0	2	10	1	0	0	0	0	0	0	0	0	13
	Total	0	0	2	10	1	0	0	0	0	0	0	0	0	13
Solomon Islands	F	0	0	0	0	0	0	1	0	0	0	0	0	0	1
	Total	0	0	0	0	0	0	1	0	0	0	0	0	0	1
Somalia	F	0	1	1	1	1	2	0	1	0	0	0	0	0	7
	M	0	1	1	1	0	2	2	1	1	0	0	0	0	9
	Total	0	2	2	2	1	4	2	2	1	0	0	0	0	16
South Africa	F	2	2	15	18	17	10	12	11	5	4	0	0	0	96
	M	0	0	3	5	8	2	0	3	0	1	0	0	0	22
	Total	2	2	18	23	25	12	12	14	5	5	0	0	0	118
Spain	F	0	0	7	10	6	5	3	0	1	0	0	0	0	32
	M	0	3	1	3	3	2	0	0	0	1	0	0	0	13
	Total	0	3	8	13	9	7	3	0	1	1	0	0	0	45
Sri Lanka	F	0	8	8	7	7	9	3	3	2	0	0	0	0	47
	M	0	1	3	2	3	4	3	3	2	0	0	0	0	21

Age, Gender and Nationality for all professions.

Male
Female

		20-24	25-29	30-34	35-39	40-44	45-49	50-54	55-59	60-64	65-69	70-74	75+	Unknow	Total
Sri Lanka	Total	0	9	11	9	10	13	6	6	4	0	0	0	0	68
St Lucia	M	0	0	0	0	0	0	1	0	0	0	0	0	0	1
	Total	0	0	0	0	0	0	1	0	0	0	0	0	0	1
Sudan	F	0	0	0	5	2	3	0	0	0	0	0	0	0	10
	M	0	0	2	2	1	1	1	1	0	0	0	0	0	8
	Total	0	0	2	7	3	4	1	1	0	0	0	0	0	18
Sultanate of Oman	F	0	0	0	0	0	1	0	0	0	0	0	0	0	1
	Total	0	0	0	0	0	1	0	0	0	0	0	0	0	1
Sweden	F	0	1	7	4	5	1	1	1	0	0	0	0	0	20
	M	0	0	1	1	1	1	0	0	1	0	0	0	0	5
	Total	0	1	8	5	6	2	1	1	1	0	0	0	0	25
Switzerland	F	0	0	1	0	0	0	0	0	0	0	0	0	0	1
	M	0	1	0	1	0	0	1	0	0	0	0	0	0	3
	Total	0	1	1	1	0	0	1	0	0	0	0	0	0	4
Syria	M	0	0	1	1	0	1	0	0	1	0	0	0	0	4
	Total	0	0	1	1	0	1	0	0	1	0	0	0	0	4
Taiwan	F	0	0	0	1	0	0	0	0	0	0	0	0	0	1
	Total	0	0	0	1	0	0	0	0	0	0	0	0	0	1
Tanzania	F	0	1	2	2	2	1	1	0	1	0	0	0	0	10
	M	0	0	0	1	0	0	0	1	1	0	0	0	0	3

Age, Gender and Nationality for all professions.

Male
Female

		20-24	25-29	30-34	35-39	40-44	45-49	50-54	55-59	60-64	65-69	70-74	75+	Unknow	Total
Tanzania	Total	0	1	2	3	2	1	1	1	2	0	0	0	0	13
Thailand	F	0	1	0	0	0	0	0	0	1	0	0	0	0	2
	M	0	0	0	0	1	0	0	0	0	0	0	0	0	1
	Total	0	1	0	0	1	0	0	0	1	0	0	0	0	3
Trinidad and Tobago	F	0	0	0	1	0	0	0	1	0	0	0	0	0	2
	M	0	0	0	0	1	0	1	0	1	0	0	0	0	3
	Total	0	0	0	1	1	0	1	1	1	0	0	0	0	5
Turkey	F	0	0	0	2	2	1	1	0	0	0	0	0	0	6
	M	0	0	1	0	1	1	2	0	0	0	0	0	0	5
	Total	0	0	1	2	3	2	3	0	0	0	0	0	0	11
Turkmenistan	F	0	0	1	0	0	0	0	0	0	0	0	0	0	1
	Total	0	0	1	0	0	0	0	0	0	0	0	0	0	1
Uganda	F	0	0	2	1	4	0	1	0	1	0	0	0	0	9
	M	0	1	0	1	0	1	0	0	0	0	0	0	0	3
	Total	0	1	2	2	4	1	1	0	1	0	0	0	0	12
Ukraine	F	0	1	1	0	0	2	0	0	0	0	0	0	0	4
	M	0	0	1	1	0	0	0	0	0	0	0	0	0	2
	Total	0	1	2	1	0	2	0	0	0	0	0	0	0	6
United Kingdom	F	235	1,172	1,718	1,932	1,542	1,292	758	642	343	79	11	0	17	9,741
	M	98	494	567	644	535	576	335	319	213	53	9	3	2	3,848

Age, Gender and Nationality for all professions.

Male
Female

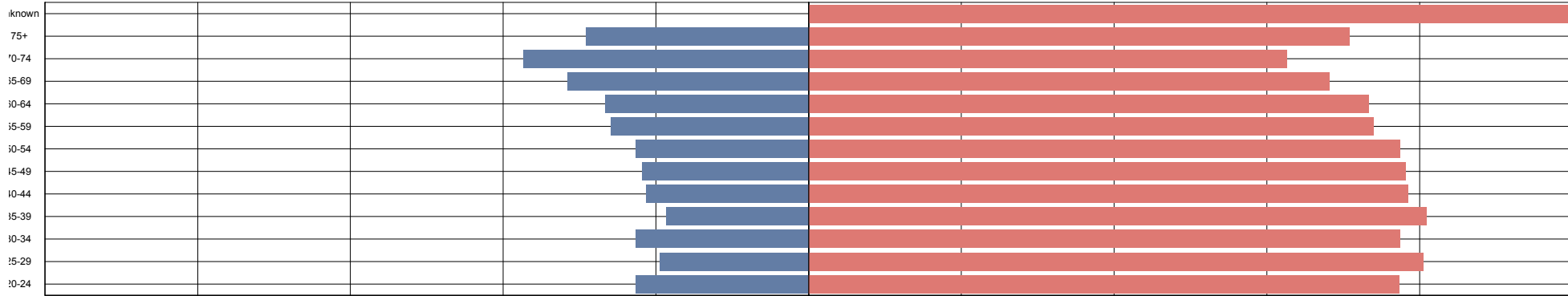
		20-24	25-29	30-34	35-39	40-44	45-49	50-54	55-59	60-64	65-69	70-74	75+	Unknow	Total
United Kingdom	U	0	0	0	0	1	1	0	0	0	0	0	0	0	2
	Total	333	1,666	2,285	2,576	2,078	1,869	1,093	961	556	132	20	3	19	13,591
United States of America	F	0	0	2	2	0	7	2	2	2	0	0	0	0	17
	M	0	0	1	0	1	2	0	1	1	0	0	0	0	6
	Total	0	0	3	2	1	9	2	3	3	0	0	0	0	23
Unknown	F	0	0	0	0	2	305	1,133	1,043	498	105	14	7	139	3,246
	M	0	0	0	0	1	98	623	767	315	74	16	1	64	1,959
	Total	0	0	0	0	3	403	1,756	1,810	813	179	30	8	203	5,205
Uruguay	F	0	0	0	0	0	1	0	0	0	0	0	0	0	1
	Total	0	0	0	0	0	1	0	0	0	0	0	0	0	1
Uzbekistan	F	0	0	0	1	0	0	0	0	0	0	0	0	0	1
	Total	0	0	0	1	0	0	0	0	0	0	0	0	0	1
Venezuela	F	0	0	0	2	0	0	0	0	0	0	0	0	0	2
	Total	0	0	0	2	0	0	0	0	0	0	0	0	0	2
Wales	F	0	12	19	10	3	2	0	1	0	0	0	0	0	47
	M	1	9	7	6	0	0	0	0	0	1	0	0	0	24
	Total	1	21	26	16	3	2	0	1	0	1	0	0	0	71
West Indies	F	0	0	1	0	0	0	0	0	0	0	0	0	0	1
	Total	0	0	1	0	0	0	0	0	0	0	0	0	0	1
Yemen	F	0	0	0	0	0	1	0	0	0	0	0	0	0	1

Age, Gender and Nationality for all professions.

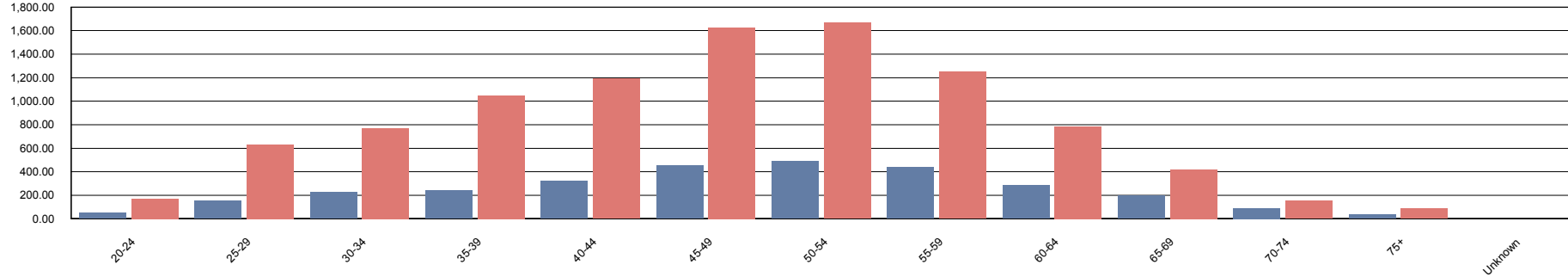
Male
Female

		20-24	25-29	30-34	35-39	40-44	45-49	50-54	55-59	60-64	65-69	70-74	75+	Unknow	Total
Yemen	M	0	0	0	0	0	0	0	0	0	1	0	0	0	1
	Total	0	0	0	0	0	1	0	0	0	1	0	0	0	2
Yugoslavia	F	0	0	0	0	0	0	1	0	0	0	0	0	0	1
	Total	0	0	0	0	0	0	1	0	0	0	0	0	0	1
Zambia	F	0	1	1	2	1	1	0	0	0	0	0	0	0	6
	M	0	0	1	0	2	3	1	3	1	0	0	0	0	11
	Total	0	1	2	2	3	4	1	3	1	0	0	0	0	17
Zimbabwe	F	1	11	13	19	16	7	7	6	2	2	0	0	0	84
	M	0	2	4	16	25	16	5	5	1	1	1	0	0	76
	Total	1	13	17	35	41	23	12	11	3	3	1	0	0	160
Total		374	2,123	3,071	3,471	2,620	2,652	3,099	2,925	1,457	335	52	12	222	22,413

CH



Volume



		20-24	25-29	30-34	35-39	40-44	45-49	50-54	55-59	60-64	65-69	70-74	75+	Unknow	Total
Afghanistan	M	0	1	0	0	0	0	0	0	0	0	0	0	0	1
	Total	0	1	0	0	0	0	0	0	0	0	0	0	0	1
Albania	F	0	1	0	1	0	0	0	0	0	0	0	0	0	2
	Total	0	1	0	1	0	0	0	0	0	0	0	0	0	2
Australia	F	0	11	9	7	4	2	1	0	1	1	0	0	0	36

Age, Gender and Nationality for all professions.

Male
Female

		20-24	25-29	30-34	35-39	40-44	45-49	50-54	55-59	60-64	65-69	70-74	75+	Unknow	Total
Australia	M	0	2	7	5	2	1	2	1	0	0	0	0	0	20
	Total	0	13	16	12	6	3	3	1	1	1	0	0	0	56
Bahamas	M	0	0	0	1	0	0	0	0	0	0	0	0	0	1
	Total	0	0	0	1	0	0	0	0	0	0	0	0	0	1
Bahrain	F	0	0	1	0	0	0	0	0	0	0	0	0	0	1
	Total	0	0	1	0	0	0	0	0	0	0	0	0	0	1
Bangladesh	M	0	0	0	0	0	1	0	0	0	0	0	0	0	1
	Total	0	0	0	0	0	1	0	0	0	0	0	0	0	1
Barbados	F	0	1	1	0	0	0	0	0	1	0	0	0	0	3
	Total	0	1	1	0	0	0	0	0	1	0	0	0	0	3
Belgium	F	0	0	0	0	0	0	1	0	1	0	0	0	0	2
	M	0	1	0	0	0	0	0	0	0	0	0	0	0	1
	Total	0	1	0	0	0	0	1	0	1	0	0	0	0	3
Brazil	F	0	0	0	0	0	0	0	1	0	0	0	0	0	1
	M	0	0	0	0	0	0	1	0	0	0	0	0	0	1
	Total	0	0	0	0	0	0	1	1	0	0	0	0	0	2
Brunei Darussalam	M	0	0	1	0	0	0	0	0	0	0	0	0	0	1
	Total	0	0	1	0	0	0	0	0	0	0	0	0	0	1
Cameroon	F	0	0	0	1	0	0	0	0	0	0	0	0	0	1
	Total	0	0	0	1	0	0	0	0	0	0	0	0	0	1

Age, Gender and Nationality for all professions.

Male
 Female

		20-24	25-29	30-34	35-39	40-44	45-49	50-54	55-59	60-64	65-69	70-74	75+	Unknow	Total
Canada	F	1	1	0	0	0	0	1	0	0	1	0	0	0	4
	M	0	0	1	0	1	1	1	0	0	0	0	0	0	4
	Total	1	1	1	0	1	1	2	0	0	0	1	0	0	8
China	F	1	3	2	2	3	0	0	0	0	0	0	0	0	11
	M	0	1	1	0	2	0	0	0	0	0	0	0	0	4
	Total	1	4	3	2	5	0	0	0	0	0	0	0	0	15
Colombia	M	0	0	1	0	0	0	0	0	0	0	0	0	0	1
	Total	0	0	1	0	0	0	0	0	0	0	0	0	0	1
Congo	M	0	0	0	0	1	0	0	0	0	0	0	0	0	1
	Total	0	0	0	0	1	0	0	0	0	0	0	0	0	1
Croatia	F	0	0	0	0	0	1	0	0	0	0	0	0	0	1
	Total	0	0	0	0	0	1	0	0	0	0	0	0	0	1
Cuba	F	0	0	0	1	0	0	0	0	0	0	0	0	0	1
	Total	0	0	0	1	0	0	0	0	0	0	0	0	0	1
Cyprus	F	5	7	1	2	1	1	0	0	0	0	0	0	0	17
	M	0	3	1	1	0	0	0	0	0	1	0	0	0	6
	Total	5	10	2	3	1	1	0	0	0	1	0	0	0	23
Democratic People's Republic of	F	0	0	0	0	0	1	0	0	0	0	0	0	0	1
	Total	0	0	0	0	0	1	0	0	0	0	0	0	0	1
Denmark	F	0	0	1	0	0	1	3	0	0	0	0	0	0	5

Age, Gender and Nationality for all professions.

Male
Female

		20-24	25-29	30-34	35-39	40-44	45-49	50-54	55-59	60-64	65-69	70-74	75+	Unknow	Total
Denmark	Total	0	0	1	0	0	1	3	0	0	0	0	0	0	5
England	F	2	10	17	3	9	19	12	10	10	6	3	1	0	102
	M	1	4	5	5	7	3	2	5	10	2	3	0	0	47
	Total	3	14	22	8	16	22	14	15	20	8	6	1	0	149
Estonia	F	0	0	0	0	0	0	1	0	0	0	0	0	0	1
	Total	0	0	0	0	0	0	1	0	0	0	0	0	0	1
Ethiopia	F	0	1	0	0	0	0	0	0	0	0	0	0	0	1
	M	0	0	1	0	0	0	0	0	0	0	0	0	0	1
	Total	0	1	1	0	0	0	0	0	0	0	0	0	0	2
Finland	F	0	0	0	1	0	0	0	0	0	1	0	0	0	2
	Total	0	0	0	1	0	0	0	0	0	1	0	0	0	2
France	F	0	1	1	1	1	2	1	1	1	0	0	0	0	9
	M	0	0	0	1	1	0	0	0	0	0	0	0	0	2
	Total	0	1	1	2	2	2	1	1	1	0	0	0	0	11
Germany	F	0	0	0	1	1	0	0	0	0	0	0	0	0	2
	M	0	0	0	0	0	0	1	0	0	0	0	0	0	1
	Total	0	0	0	1	1	0	1	0	0	0	0	0	0	3
Ghana	F	0	0	1	0	0	0	0	0	0	0	0	0	0	1
	M	0	0	0	0	0	1	1	0	1	0	0	1	0	4
	Total	0	0	1	0	0	1	1	0	1	0	0	1	0	5

Age, Gender and Nationality for all professions.

Male
Female

		20-24	25-29	30-34	35-39	40-44	45-49	50-54	55-59	60-64	65-69	70-74	75+	Unknow	Total
Greece	F	0	0	2	2	0	1	0	0	0	0	0	0	0	5
	M	0	1	2	2	2	0	0	0	0	0	0	0	0	7
	U	0	0	0	0	1	0	0	0	0	0	0	0	0	1
	Total	0	1	4	4	3	1	0	0	0	0	0	0	0	13
Hong Kong	F	0	0	3	0	0	1	0	0	0	0	0	0	0	4
	M	0	1	0	0	0	2	0	0	0	0	0	0	0	3
	Total	0	1	3	0	0	3	0	0	0	0	0	0	0	7
Iceland	F	0	0	0	1	0	0	0	0	0	0	0	0	0	1
	Total	0	0	0	1	0	0	0	0	0	0	0	0	0	1
India	F	0	0	1	1	0	0	0	0	0	0	0	0	0	2
	M	0	0	1	0	0	0	0	0	0	0	0	0	0	1
	Total	0	0	2	1	0	0	0	0	0	0	0	0	0	3
Iran	F	0	0	0	0	0	0	1	1	1	0	0	0	0	3
	M	0	0	0	0	0	0	0	1	0	0	0	0	0	1
	Total	0	0	0	0	0	0	1	2	1	0	0	0	0	4
Ireland	F	14	37	21	27	23	31	37	41	41	24	9	7	0	312
	M	3	10	8	5	5	6	5	4	2	3	4	0	0	55
	Total	17	47	29	32	28	37	42	45	43	27	13	7	0	367
Isle of Man	F	0	0	0	0	0	0	0	0	1	0	0	0	0	1
	Total	0	0	0	0	0	0	0	0	1	0	0	0	0	1

Age, Gender and Nationality for all professions.

Male
 Female

		20-24	25-29	30-34	35-39	40-44	45-49	50-54	55-59	60-64	65-69	70-74	75+	Unknow	Total
Israel	F	0	0	0	0	0	1	0	0	0	0	0	0	0	1
	Total	0	0	0	0	0	1	0	0	0	0	0	0	0	1
Italy	F	0	0	1	0	1	2	0	0	1	0	0	0	0	5
	M	0	0	0	0	0	0	0	0	0	0	1	0	0	1
	Total	0	0	1	0	1	2	0	0	1	0	1	0	0	6
Jamaica	F	0	0	1	0	0	0	0	1	1	0	0	0	0	3
	M	0	0	0	0	0	0	1	0	0	0	0	0	0	1
	Total	0	0	1	0	0	0	1	1	1	0	0	0	0	4
Japan	F	0	0	0	0	1	1	0	1	0	0	0	0	0	3
	Total	0	0	0	0	1	1	0	1	0	0	0	0	0	3
Kazakhstan	F	0	0	0	0	0	0	0	0	0	0	1	0	0	1
	Total	0	0	0	0	0	0	0	0	0	0	1	0	0	1
Kenya	F	1	0	0	1	1	0	0	1	0	0	0	0	0	4
	Total	1	0	0	1	1	0	0	1	0	0	0	0	0	4
Latvia	F	0	1	0	0	0	0	0	0	0	0	0	0	0	1
	Total	0	1	0	0	0	0	0	0	0	0	0	0	0	1
Lithuania	F	0	0	0	0	1	0	0	0	0	0	0	0	0	1
	Total	0	0	0	0	1	0	0	0	0	0	0	0	0	1
Malawi	F	0	0	0	1	0	0	0	0	0	0	0	0	0	1
	Total	0	0	0	1	0	0	0	0	0	0	0	0	0	1

Age, Gender and Nationality for all professions.

Male
 Female

		20-24	25-29	30-34	35-39	40-44	45-49	50-54	55-59	60-64	65-69	70-74	75+	Unknow	Total
Malaysia	F	1	0	1	0	0	0	1	0	0	0	0	0	0	3
	M	1	0	0	0	0	0	0	0	0	0	0	0	0	1
	Total	2	0	1	0	0	0	1	0	0	0	0	0	0	4
Malta	M	0	0	0	1	0	0	0	0	0	0	0	0	0	1
	Total	0	0	0	1	0	0	0	0	0	0	0	0	0	1
Mauritania	F	0	0	0	1	0	0	0	0	0	0	0	0	0	1
	Total	0	0	0	1	0	0	0	0	0	0	0	0	0	1
Nepal	F	0	1	0	0	0	0	0	0	0	0	0	0	0	1
	Total	0	1	0	0	0	0	0	0	0	0	0	0	0	1
Netherlands	F	1	1	0	0	0	0	0	0	1	0	0	0	0	3
	M	0	0	0	0	0	1	0	1	0	0	0	0	0	2
	Total	1	1	0	0	0	1	0	1	1	0	0	0	0	5
New Zealand	F	1	3	2	2	0	3	1	1	0	0	0	0	0	13
	M	0	1	0	0	2	0	2	0	0	0	0	0	0	5
	Total	1	4	2	2	2	3	3	1	0	0	0	0	0	18
Nigeria	F	1	1	1	0	0	0	0	0	0	0	0	0	0	3
	M	0	0	0	0	0	0	0	1	0	0	0	0	0	1
	Total	1	1	1	0	0	0	0	1	0	0	0	0	0	4
Norway	F	0	0	0	0	1	1	0	0	0	0	0	0	0	2
	M	0	0	0	0	1	0	0	0	0	0	0	0	0	1

Age, Gender and Nationality for all professions.

Male
 Female

		20-24	25-29	30-34	35-39	40-44	45-49	50-54	55-59	60-64	65-69	70-74	75+	Unknow	Total
Norway	Total	0	0	0	0	2	1	0	0	0	0	0	0	0	3
Pakistan	F	0	0	0	0	1	0	0	0	1	0	0	0	0	2
	Total	0	0	0	0	1	0	0	0	1	0	0	0	0	2
Philippines	F	0	0	0	0	1	1	0	0	0	0	0	0	0	2
	M	0	0	0	0	0	0	0	1	0	0	0	0	0	1
	Total	0	0	0	0	1	1	0	1	0	0	0	0	0	3
Poland	F	0	2	3	1	0	0	2	1	0	0	0	0	0	9
	M	0	1	2	0	0	0	0	0	0	0	0	0	0	3
	Total	0	3	5	1	0	0	2	1	0	0	0	0	0	12
Portugal	F	0	0	1	2	0	0	0	0	0	0	0	0	0	3
	M	0	1	3	0	1	0	0	0	0	0	0	0	0	5
	Total	0	1	4	2	1	0	0	0	0	0	0	0	0	8
Romania	F	0	0	1	0	0	0	0	0	0	0	0	0	0	1
	Total	0	0	1	0	0	0	0	0	0	0	0	0	0	1
Russia	F	0	0	1	0	0	0	0	0	0	0	0	0	0	1
	Total	0	0	1	0	0	0	0	0	0	0	0	0	0	1
Saudi Arabia	F	0	1	0	0	0	0	0	0	0	0	0	0	0	1
	Total	0	1	0	0	0	0	0	0	0	0	0	0	0	1
Scotland	F	4	18	5	9	1	4	7	2	2	1	0	1	0	54
	M	0	3	5	1	0	1	2	0	1	0	1	0	0	14

Age, Gender and Nationality for all professions.

Male
Female

		20-24	25-29	30-34	35-39	40-44	45-49	50-54	55-59	60-64	65-69	70-74	75+	Unknow	Total
Scotland	Total	4	21	10	10	1	5	9	2	3	1	1	1	0	68
Singapore	F	1	3	0	1	0	0	0	0	0	0	0	0	0	5
	M	0	1	1	0	1	0	0	0	0	0	0	0	0	3
	Total	1	4	1	1	1	0	0	0	0	0	0	0	0	8
Slovakia	F	0	0	1	0	0	0	0	0	0	0	0	0	0	1
	Total	0	0	1	0	0	0	0	0	0	0	0	0	0	1
Slovenia	F	0	0	1	0	0	0	1	0	0	0	0	0	0	2
	M	0	0	0	1	0	0	0	0	0	0	0	0	0	1
	Total	0	0	1	1	0	0	1	0	0	0	0	0	0	3
South Africa	F	1	0	4	4	1	1	1	1	1	0	0	0	0	14
	M	0	0	0	2	3	1	1	0	0	1	0	0	0	8
	Total	1	0	4	6	4	2	2	1	1	1	0	0	0	22
Spain	F	0	7	4	7	4	0	1	1	1	0	0	0	0	25
	M	1	1	3	2	2	0	0	0	1	0	0	0	0	10
	Total	1	8	7	9	6	0	1	1	2	0	0	0	0	35
Sri Lanka	F	0	1	0	0	1	0	0	0	0	0	0	0	0	2
	M	0	0	0	0	0	1	0	0	0	0	0	0	0	1
	Total	0	1	0	0	1	1	0	0	0	0	0	0	0	3
St Lucia	F	0	0	1	0	0	0	0	0	0	0	0	0	0	1
	Total	0	0	1	0	0	0	0	0	0	0	0	0	0	1

Age, Gender and Nationality for all professions.

Male
Female


		20-24	25-29	30-34	35-39	40-44	45-49	50-54	55-59	60-64	65-69	70-74	75+	Unknow	Total
Sweden	F	0	1	0	1	0	0	1	0	0	0	0	0	0	3
	M	0	1	0	0	0	0	0	0	0	0	0	0	0	1
	Total	0	2	0	1	0	0	1	0	0	0	0	0	0	4
Thailand	F	1	0	0	0	0	0	0	0	0	0	0	0	0	1
	Total	1	0	0	0	0	0	0	0	0	0	0	0	0	1
Trinidad and Tobago	F	0	0	0	0	0	0	0	1	0	2	0	0	0	3
	Total	0	0	0	0	0	0	0	1	0	2	0	0	0	3
Uganda	F	0	1	0	0	1	1	0	0	0	0	0	0	0	3
	Total	0	1	0	0	1	1	0	0	0	0	0	0	0	3
Ukraine	F	0	1	0	0	0	0	0	0	0	0	0	0	0	1
	Total	0	1	0	0	0	0	0	0	0	0	0	0	0	1
United Kingdom	F	136	506	668	960	1,123	1,175	1,022	847	557	299	104	66	0	7,463
	M	44	118	179	212	289	322	309	264	197	132	71	29	0	2,166
	U	0	0	0	6	2	0	0	2	1	1	0	0	0	12
	Total	180	624	847	1,178	1,414	1,497	1,331	1,113	755	432	175	95	0	9,641
United States of America	F	0	0	2	0	0	0	1	1	0	0	0	0	0	4
	M	0	0	0	0	0	2	3	2	1	0	0	0	0	8
	Total	0	0	2	0	0	2	4	3	1	0	0	0	0	12
Unknown	F	0	0	0	0	2	372	567	331	161	84	34	10	2	1,563
	M	0	0	0	0	0	107	155	158	72	54	10	5	0	561

Age, Gender and Nationality for all professions.

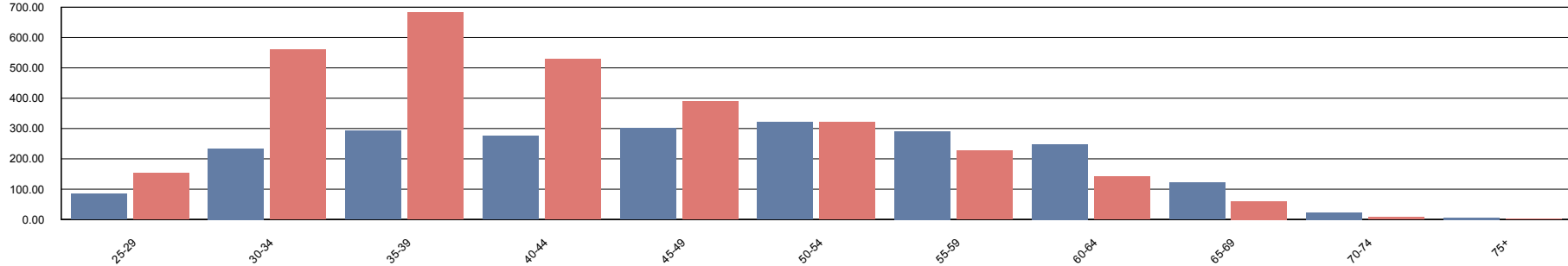
Male
Female

		20-24	25-29	30-34	35-39	40-44	45-49	50-54	55-59	60-64	65-69	70-74	75+	Unknow	Total
Unknown	Total	0	0	0	0	2	479	722	489	233	138	44	15	2	2,124
Venezuela	F	0	0	0	1	0	0	0	0	0	0	0	0	0	1
	Total	0	0	0	1	0	0	0	0	0	0	0	0	0	1
Wales	F	0	9	7	5	4	2	3	6	2	0	0	0	0	38
	M	0	2	3	1	1	4	0	0	0	1	0	0	0	12
	Total	0	11	10	6	5	6	3	6	2	1	0	0	0	50
West Indies	F	0	0	0	0	0	2	0	0	0	0	0	0	0	2
	Total	0	0	0	0	0	2	0	0	0	0	0	0	0	2
Yugoslavia	F	0	1	0	0	2	0	0	0	0	0	0	0	0	3
	Total	0	1	0	0	2	0	0	0	0	0	0	0	0	3
Zambia	M	0	0	0	0	1	0	1	0	0	0	0	0	0	2
	Total	0	0	0	0	1	0	1	0	0	0	0	0	0	2
Zimbabwe	F	0	0	4	3	2	0	2	0	0	0	0	0	0	11
	M	0	0	0	2	0	0	0	0	0	0	0	0	0	2
	Total	0	0	4	5	2	0	2	0	0	0	0	0	0	13
Total		221	784	995	1,298	1,515	2,080	2,155	1,689	1,071	614	241	120	2	12,785

CS



Volume



		25-29	30-34	35-39	40-44	45-49	50-54	55-59	60-64	65-69	70-74	75+	Total
Algeria	M	0	0	0	0	1	0	0	0	0	0	0	1
	Total	0	0	0	0	1	0	0	0	0	0	0	1
Argentina	F	0	0	1	0	1	0	0	0	0	0	0	2
	Total	0	0	1	0	1	0	0	0	0	0	0	2
Australia	F	0	7	5	0	2	0	0	1	1	0	0	16

Age, Gender and Nationality for all professions.

Male
Female

		25-29	30-34	35-39	40-44	45-49	50-54	55-59	60-64	65-69	70-74	75+	Total
Australia	M	0	0	0	3	0	0	2	0	0	0	0	5
	Total	0	7	5	3	2	0	2	1	1	0	0	21
Belgium	F	0	0	2	0	0	1	0	0	0	0	0	3
	M	0	0	0	0	0	2	0	0	0	0	0	2
	Total	0	0	2	0	0	3	0	0	0	0	0	5
Brazil	F	0	1	0	0	1	1	0	0	0	0	0	3
	Total	0	1	0	0	1	1	0	0	0	0	0	3
Bulgaria	F	0	0	1	1	0	0	0	1	0	0	0	3
	M	0	0	0	0	0	0	0	1	0	0	0	1
	Total	0	0	1	1	0	0	0	2	0	0	0	4
Cameroon	M	0	0	0	0	0	1	0	0	0	0	0	1
	Total	0	0	0	0	0	1	0	0	0	0	0	1
Canada	F	1	1	3	0	1	1	0	0	0	0	0	7
	M	0	0	0	1	0	2	2	1	0	0	0	6
	Total	1	1	3	1	1	3	2	1	0	0	0	13
Chile	F	0	0	0	0	0	0	0	1	0	0	0	1
	Total	0	0	0	0	0	0	0	1	0	0	0	1
China	F	0	0	0	2	1	3	0	0	0	0	0	6
	M	0	0	2	0	1	1	2	0	0	0	0	6
	Total	0	0	2	2	2	4	2	0	0	0	0	12

Age, Gender and Nationality for all professions.

Male
Female

		25-29	30-34	35-39	40-44	45-49	50-54	55-59	60-64	65-69	70-74	75+	Total
Colombia	M	0	0	0	0	0	1	0	0	0	0	0	1
	Total	0	0	0	0	0	1	0	0	0	0	0	1
Cuba	F	0	0	0	0	0	1	0	0	0	0	0	1
	Total	0	0	0	0	0	1	0	0	0	0	0	1
Cyprus	F	1	2	0	0	0	0	0	0	0	0	0	3
	M	0	2	0	0	0	0	0	0	0	0	0	2
	Total	1	4	0	0	0	0	0	0	0	0	0	5
Czech Republic	F	0	0	1	0	0	0	0	1	0	0	0	2
	M	0	0	0	1	0	0	0	0	0	0	0	1
	Total	0	0	1	1	0	0	0	1	0	0	0	3
Democratic People's Republic of	F	0	0	0	0	0	1	0	0	0	0	0	1
	Total	0	0	0	0	0	1	0	0	0	0	0	1
Denmark	M	0	0	0	0	0	0	0	0	2	0	0	2
	Total	0	0	0	0	0	0	0	0	2	0	0	2
Egypt	F	0	0	0	1	3	0	0	1	0	0	0	5
	M	0	1	1	0	1	0	0	0	0	0	0	3
	Total	0	1	1	1	4	0	0	1	0	0	0	8
England	F	1	6	17	8	4	2	0	0	0	0	0	38
	M	1	4	6	5	2	3	0	0	1	0	0	22
	Total	2	10	23	13	6	5	0	0	1	0	0	60

Age, Gender and Nationality for all professions.

Male
Female

		25-29	30-34	35-39	40-44	45-49	50-54	55-59	60-64	65-69	70-74	75+	Total
Ethiopia	M	0	1	0	0	0	0	0	0	0	0	0	1
	Total	0	1	0	0	0	0	0	0	0	0	0	1
France	F	0	3	3	1	0	0	0	0	0	0	0	7
	M	0	0	0	2	0	0	0	0	0	0	0	2
	Total	0	3	3	3	0	0	0	0	0	0	0	9
Germany	F	0	0	2	1	3	1	0	0	0	0	0	7
	M	0	1	0	2	0	1	1	0	0	0	0	5
	Total	0	1	2	3	3	2	1	0	0	0	0	12
Ghana	M	0	0	0	0	1	1	0	0	0	0	0	2
	Total	0	0	0	0	1	1	0	0	0	0	0	2
Greece	F	0	8	12	9	3	2	0	0	0	0	0	34
	M	1	2	6	2	3	1	1	0	0	0	0	16
	Total	1	10	18	11	6	3	1	0	0	0	0	50
Guyana	M	0	0	0	0	0	0	0	0	1	0	0	1
	Total	0	0	0	0	0	0	0	0	1	0	0	1
Hong Kong	M	0	0	0	0	0	1	0	0	0	0	0	1
	Total	0	0	0	0	0	1	0	0	0	0	0	1
Hungary	F	0	0	0	0	0	1	0	0	0	0	0	1
	M	0	1	0	1	0	0	0	0	0	0	0	2
	Total	0	1	0	1	0	1	0	0	0	0	0	3

Age, Gender and Nationality for all professions.

Male
Female

		25-29	30-34	35-39	40-44	45-49	50-54	55-59	60-64	65-69	70-74	75+	Total
India	F	1	8	9	2	2	3	1	0	1	0	0	27
	M	1	8	14	7	3	2	0	0	1	0	0	36
	Total	2	16	23	9	5	5	1	0	2	0	0	63
Iran	F	0	0	0	1	0	0	0	1	0	0	0	2
	M	0	1	1	0	2	0	2	1	0	0	0	7
	Total	0	1	1	1	2	0	2	2	0	0	0	9
Iraq	M	0	0	1	0	0	0	0	0	0	0	0	1
	Total	0	0	1	0	0	0	0	0	0	0	0	1
Ireland	F	3	19	19	12	1	5	3	1	0	0	0	63
	M	1	9	13	5	1	2	1	2	3	0	0	37
	Total	4	28	32	17	2	7	4	3	3	0	0	100
Italy	F	0	1	4	4	4	1	0	0	0	0	0	14
	M	0	2	3	3	0	0	1	0	0	0	0	9
	Total	0	3	7	7	4	1	1	0	0	0	0	23
Japan	F	0	0	0	1	0	0	0	0	0	0	0	1
	Total	0	0	0	1	0	0	0	0	0	0	0	1
Jordan	F	0	1	0	0	0	0	0	0	0	0	0	1
	M	0	0	0	2	0	0	0	0	0	0	0	2
	Total	0	1	0	2	0	0	0	0	0	0	0	3
Kuwait	M	0	0	0	1	0	0	0	0	0	0	0	1

Age, Gender and Nationality for all professions.

Male
 Female

		25-29	30-34	35-39	40-44	45-49	50-54	55-59	60-64	65-69	70-74	75+	Total
Kuwait	Total	0	0	0	1	0	0	0	0	0	0	0	1
Latvia	F	1	1	0	0	0	0	0	0	0	0	0	2
	Total	1	1	0	0	0	0	0	0	0	0	0	2
Lebanon	F	0	0	1	0	0	0	0	0	0	0	0	1
	Total	0	0	1	0	0	0	0	0	0	0	0	1
Malawi	M	0	0	0	0	0	0	1	0	0	0	0	1
	Total	0	0	0	0	0	0	1	0	0	0	0	1
Malaysia	F	0	0	0	1	0	0	0	0	0	0	0	1
	M	0	0	0	1	1	1	0	0	0	0	0	3
	Total	0	0	0	2	1	1	0	0	0	0	0	4
Malta	F	0	1	2	1	0	1	0	0	0	0	0	5
	Total	0	1	2	1	0	1	0	0	0	0	0	5
Mauritius	M	0	0	0	0	1	0	0	0	1	0	0	2
	Total	0	0	0	0	1	0	0	0	1	0	0	2
Mexico	M	0	0	0	0	1	0	0	0	0	0	0	1
	Total	0	0	0	0	1	0	0	0	0	0	0	1
Myanmar	F	0	0	0	1	0	0	0	0	0	0	0	1
	Total	0	0	0	1	0	0	0	0	0	0	0	1
Netherlands	F	0	0	1	0	0	1	0	0	0	0	0	2
	M	0	0	0	0	1	0	1	1	0	0	0	3

Age, Gender and Nationality for all professions.

Male
 Female

		25-29	30-34	35-39	40-44	45-49	50-54	55-59	60-64	65-69	70-74	75+	Total
Netherlands	Total	0	0	1	0	1	1	1	1	0	0	0	5
New Zealand	F	0	1	3	1	0	0	2	0	0	0	0	7
	M	0	2	0	1	1	1	0	0	0	0	0	5
	Total	0	3	3	2	1	1	2	0	0	0	0	12
Nigeria	F	0	0	1	0	0	1	0	0	0	0	0	2
	M	0	0	0	1	0	1	2	0	0	0	0	4
	Total	0	0	1	1	0	2	2	0	0	0	0	6
Pakistan	F	0	1	1	0	0	0	0	0	0	0	0	2
	M	0	0	0	0	1	0	0	0	0	0	0	1
	Total	0	1	1	0	1	0	0	0	0	0	0	3
Philippines	F	0	0	1	0	0	0	0	0	0	0	0	1
	Total	0	0	1	0	0	0	0	0	0	0	0	1
Poland	F	0	5	7	2	2	1	0	0	0	0	0	17
	M	1	1	3	0	1	0	0	0	0	0	0	6
	Total	1	6	10	2	3	1	0	0	0	0	0	23
Portugal	F	0	2	1	2	1	1	0	0	0	0	0	7
	M	0	1	0	0	0	1	0	0	0	0	0	2
	Total	0	3	1	2	1	2	0	0	0	0	0	9
Romania	F	0	0	0	1	0	0	0	0	0	0	0	1
	M	0	0	0	0	1	0	1	0	0	0	0	2

Age, Gender and Nationality for all professions.

Male
Female

		25-29	30-34	35-39	40-44	45-49	50-54	55-59	60-64	65-69	70-74	75+	Total
Romania	Total	0	0	0	1	1	0	1	0	0	0	0	3
Russia	F	0	0	1	0	0	0	0	1	0	0	0	2
	M	0	0	1	0	0	0	0	0	0	0	0	1
	Total	0	0	2	0	0	0	0	1	0	0	0	3
Saudi Arabia	M	0	0	0	1	0	0	0	0	0	0	0	1
	Total	0	0	0	1	0	0	0	0	0	0	0	1
Scotland	F	1	4	8	0	1	1	0	0	0	0	0	15
	M	1	1	2	0	0	0	1	1	0	0	0	6
	Total	2	5	10	0	1	1	1	1	0	0	0	21
Serbia and Montenegro	F	0	0	0	1	0	0	0	0	0	0	0	1
	M	0	0	0	1	0	0	0	0	0	0	0	1
	Total	0	0	0	2	0	0	0	0	0	0	0	2
Sierra Leone	M	0	0	0	0	0	0	1	0	0	0	0	1
	Total	0	0	0	0	0	0	1	0	0	0	0	1
Singapore	M	0	0	0	0	1	0	0	0	0	0	0	1
	Total	0	0	0	0	1	0	0	0	0	0	0	1
Slovakia	F	0	0	0	0	0	1	0	0	0	0	0	1
	Total	0	0	0	0	0	1	0	0	0	0	0	1
Slovenia	F	0	0	0	0	0	0	1	0	0	0	0	1
	Total	0	0	0	0	0	0	1	0	0	0	0	1

Age, Gender and Nationality for all professions.

Male
 Female

		25-29	30-34	35-39	40-44	45-49	50-54	55-59	60-64	65-69	70-74	75+	Total
Somalia	F	0	0	0	1	0	0	0	0	0	0	0	1
	Total	0	0	0	1	0	0	0	0	0	0	0	1
South Africa	F	1	3	2	3	1	2	0	0	0	0	0	12
	M	0	0	1	2	0	1	1	0	1	0	0	6
	Total	1	3	3	5	1	3	1	0	1	0	0	18
Spain	F	0	3	9	7	3	4	0	0	0	0	0	26
	M	0	3	6	3	3	0	0	0	0	0	0	15
	Total	0	6	15	10	6	4	0	0	0	0	0	41
Sri Lanka	F	0	0	0	0	1	0	0	1	0	0	0	2
	M	0	0	0	0	1	0	0	1	0	0	0	2
	Total	0	0	0	0	2	0	0	2	0	0	0	4
Sweden	F	0	3	0	0	1	1	0	0	0	0	0	5
	Total	0	3	0	0	1	1	0	0	0	0	0	5
Switzerland	F	0	0	0	0	0	1	0	0	0	0	0	1
	Total	0	0	0	0	0	1	0	0	0	0	0	1
Syria	M	0	1	0	0	0	0	0	0	0	0	0	1
	Total	0	1	0	0	0	0	0	0	0	0	0	1
Trinidad and Tobago	F	0	0	0	1	0	0	0	0	0	0	0	1
	Total	0	0	0	1	0	0	0	0	0	0	0	1
Tunisia	F	0	0	1	0	0	0	0	0	0	0	0	1

Age, Gender and Nationality for all professions.

Male
 Female

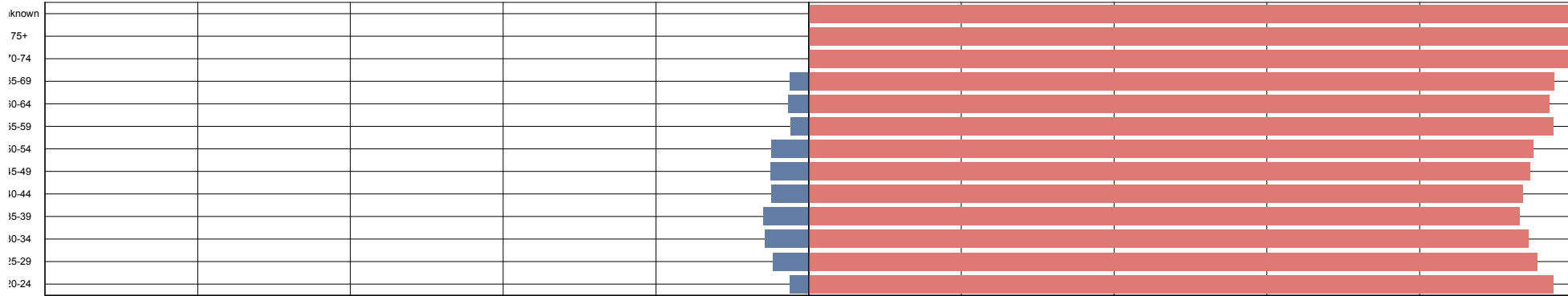
		25-29	30-34	35-39	40-44	45-49	50-54	55-59	60-64	65-69	70-74	75+	Total
Tunisia	Total	0	0	1	0	0	0	0	0	0	0	0	1
Turkey	F	0	0	0	2	1	0	0	0	0	0	0	3
	Total	0	0	0	2	1	0	0	0	0	0	0	3
Ukraine	F	0	2	0	0	0	0	0	0	0	0	0	2
	M	0	0	0	0	1	0	0	0	0	0	0	1
	Total	0	2	0	0	1	0	0	0	0	0	0	3
United Kingdom	F	143	475	560	457	350	279	218	133	58	8	2	2,683
	M	79	192	229	228	270	296	271	239	110	24	7	1,945
	Total	222	667	789	685	620	575	489	372	168	32	9	4,628
United States of America	F	0	1	0	2	2	2	1	0	0	0	0	8
	M	0	1	0	0	1	1	0	1	1	0	0	5
	Total	0	2	0	2	3	3	1	1	1	0	0	13
Venezuela	F	0	0	1	0	0	0	0	0	0	0	0	1
	Total	0	0	1	0	0	0	0	0	0	0	0	1
Wales	F	1	2	3	1	0	1	0	0	0	0	0	8
	M	0	1	1	0	0	1	0	0	0	0	0	3
	Total	1	3	4	1	0	2	0	0	0	0	0	11
Yemen	M	0	0	0	0	1	0	0	0	0	0	0	1
	Total	0	0	0	0	1	0	0	0	0	0	0	1
Yugoslavia	F	0	0	0	0	0	1	1	0	0	0	0	2

Age, Gender and Nationality for all professions.

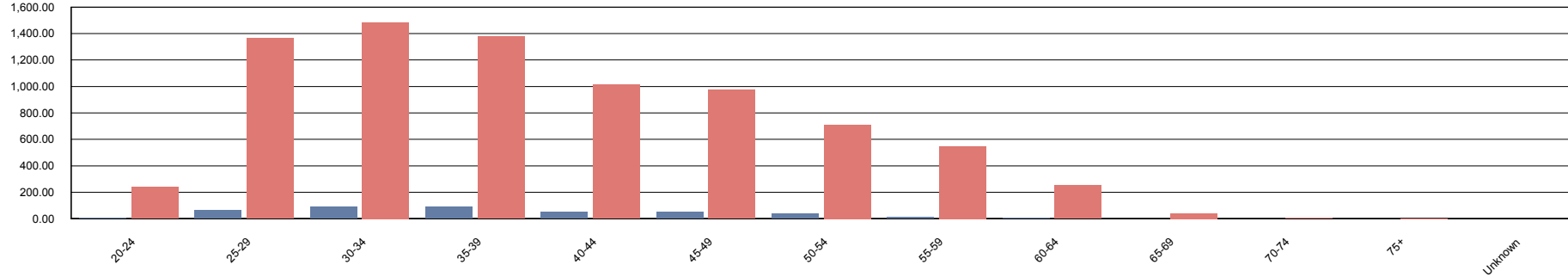
Male
Female

		25-29	30-34	35-39	40-44	45-49	50-54	55-59	60-64	65-69	70-74	75+	Total
Yugoslavia	Total	0	0	0	0	0	1	1	0	0	0	0	2
Zimbabwe	F	0	0	0	1	0	0	0	0	0	0	0	1
	M	0	0	2	3	1	0	0	0	0	0	0	6
	Total	0	0	2	4	1	0	0	0	0	0	0	7
Total		239	796	974	804	691	642	518	390	181	32	9	5,276

DT



Volume



		20-24	25-29	30-34	35-39	40-44	45-49	50-54	55-59	60-64	65-69	70-74	75+	Unknow	Total
Argentina	F	0	0	0	0	1	0	0	0	0	0	0	0	0	1
	Total	0	0	0	0	1	0	0	0	0	0	0	0	0	1
Australia	F	2	53	33	31	14	10	5	2	0	2	0	0	0	152
	M	0	3	4	1	1	1	0	0	0	0	0	0	0	10
	Total	2	56	37	32	15	11	5	2	0	2	0	0	0	162

Age, Gender and Nationality for all professions.

Male
Female

		20-24	25-29	30-34	35-39	40-44	45-49	50-54	55-59	60-64	65-69	70-74	75+	Unknow	Total
Bahrain	F	0	1	0	0	0	0	0	0	0	0	0	0	0	1
	Total	0	1	0	0	0	0	0	0	0	0	0	0	0	1
Belgium	F	0	0	2	0	0	0	0	0	0	0	0	0	0	2
	Total	0	0	2	0	0	0	0	0	0	0	0	0	0	2
Brazil	F	0	0	2	2	0	0	1	0	0	0	0	0	0	5
	Total	0	0	2	2	0	0	1	0	0	0	0	0	0	5
Canada	F	0	3	4	13	7	3	3	2	2	0	2	0	0	39
	M	0	0	0	0	0	0	1	0	0	0	0	0	0	1
	U	0	0	0	0	0	0	0	0	1	0	0	0	0	1
	Total	0	3	4	13	7	3	4	2	3	0	2	0	0	41
Chile	F	0	0	0	0	2	0	0	0	0	0	0	0	0	2
	Total	0	0	0	0	2	0	0	0	0	0	0	0	0	2
China	F	0	3	11	5	5	2	1	2	0	0	0	0	0	29
	M	0	0	0	3	2	0	0	0	0	0	0	0	0	5
	Total	0	3	11	8	7	2	1	2	0	0	0	0	0	34
Colombia	F	0	0	0	0	0	1	0	0	0	0	0	0	0	1
	Total	0	0	0	0	0	1	0	0	0	0	0	0	0	1
Cyprus	F	3	10	12	1	2	1	0	0	0	0	0	0	0	29
	M	0	1	1	1	0	0	0	1	0	0	0	0	0	4
	U	0	0	0	0	1	0	0	0	0	0	0	0	0	1

Age, Gender and Nationality for all professions.

Male
Female

		20-24	25-29	30-34	35-39	40-44	45-49	50-54	55-59	60-64	65-69	70-74	75+	Unknow	Total
Cyprus	Total	3	11	13	2	3	1	0	1	0	0	0	0	0	34
Czech Republic	F	0	0	0	1	0	1	0	0	0	0	0	0	0	2
	Total	0	0	0	1	0	1	0	0	0	0	0	0	0	2
Denmark	F	0	1	3	2	2	1	0	0	0	0	0	0	0	9
	Total	0	1	3	2	2	1	0	0	0	0	0	0	0	9
Egypt	M	0	0	0	1	0	0	0	0	0	0	0	0	0	1
	Total	0	0	0	1	0	0	0	0	0	0	0	0	0	1
El Salvador	F	0	0	1	0	0	0	0	0	0	0	0	0	0	1
	Total	0	0	1	0	0	0	0	0	0	0	0	0	0	1
England	F	7	20	31	20	2	7	5	1	0	0	0	0	0	93
	M	0	2	2	2	1	1	0	0	0	0	0	0	0	8
	Total	7	22	33	22	3	8	5	1	0	0	0	0	0	101
Estonia	F	0	0	1	0	0	0	0	0	0	0	0	0	0	1
	Total	0	0	1	0	0	0	0	0	0	0	0	0	0	1
Finland	F	0	0	0	1	2	0	1	0	0	0	0	0	0	4
	Total	0	0	0	1	2	0	1	0	0	0	0	0	0	4
France	F	0	0	1	5	2	0	1	0	0	0	0	0	0	9
	M	0	0	0	1	0	0	0	0	0	0	0	0	0	1
	Total	0	0	1	6	2	0	1	0	0	0	0	0	0	10
Georgia	F	0	0	0	0	0	0	1	0	0	0	0	0	0	1

Age, Gender and Nationality for all professions.

Male
Female

		20-24	25-29	30-34	35-39	40-44	45-49	50-54	55-59	60-64	65-69	70-74	75+	Unknow	Total
Georgia	Total	0	0	0	0	0	0	1	0	0	0	0	0	0	1
Germany	F	1	1	6	6	3	0	1	0	0	0	0	0	0	18
	Total	1	1	6	6	3	0	1	0	0	0	0	0	0	18
Ghana	F	0	0	0	0	0	1	0	1	0	0	0	0	0	2
	M	0	0	0	1	0	0	0	0	0	0	0	0	0	1
	Total	0	0	0	1	0	1	0	1	0	0	0	0	0	3
Greece	F	1	14	10	13	1	2	0	0	0	0	0	0	0	41
	M	0	1	4	4	1	0	0	0	0	0	0	0	0	10
	Total	1	15	14	17	2	2	0	0	0	0	0	0	0	51
Hong Kong	F	0	0	2	3	11	1	3	0	0	0	0	0	0	20
	M	0	0	1	2	3	1	1	0	0	0	0	0	0	8
	U	0	0	0	0	3	1	0	0	0	0	0	0	0	4
	Total	0	0	3	5	17	3	4	0	0	0	0	0	0	32
Hungary	F	0	0	3	3	0	0	0	0	0	0	0	0	0	6
	Total	0	0	3	3	0	0	0	0	0	0	0	0	0	6
India	F	0	8	19	22	6	3	2	2	0	0	0	0	0	62
	Total	0	8	19	22	6	3	2	2	0	0	0	0	0	62
Iran	F	0	2	0	1	0	0	1	1	0	0	0	0	0	5
	Total	0	2	0	1	0	0	1	1	0	0	0	0	0	5
Ireland	F	29	193	95	67	36	19	4	2	1	0	0	0	0	446

Age, Gender and Nationality for all professions.

Male
Female

		20-24	25-29	30-34	35-39	40-44	45-49	50-54	55-59	60-64	65-69	70-74	75+	Unknow	Total
Ireland	M	2	5	4	3	1	1	0	0	0	0	0	0	0	16
	U	0	0	0	1	1	1	0	0	0	0	0	0	0	3
	Total	31	198	99	71	38	21	4	2	1	0	0	0	0	465
Italy	F	0	1	6	4	2	2	0	0	0	0	0	0	0	15
	M	0	1	0	1	1	0	0	0	0	0	0	0	0	3
	Total	0	2	6	5	3	2	0	0	0	0	0	0	0	18
Jamaica	F	0	1	0	0	1	1	0	0	0	0	0	0	0	3
	M	0	0	1	0	0	0	0	0	0	0	0	0	0	1
	Total	0	1	1	0	1	1	0	0	0	0	0	0	0	4
Japan	F	0	1	1	1	2	2	0	0	0	0	0	0	0	7
	Total	0	1	1	1	2	2	0	0	0	0	0	0	0	7
Kazakhstan	F	0	0	2	0	0	0	0	0	0	0	0	0	0	2
	Total	0	0	2	0	0	0	0	0	0	0	0	0	0	2
Kenya	F	0	1	0	0	0	1	0	1	0	0	0	0	0	3
	Total	0	1	0	0	0	1	0	1	0	0	0	0	0	3
Latvia	F	0	1	0	0	0	1	0	0	0	0	0	0	0	2
	Total	0	1	0	0	0	1	0	0	0	0	0	0	0	2
Lebanon	F	0	0	1	0	2	1	1	0	0	0	0	0	0	5
	Total	0	0	1	0	2	1	1	0	0	0	0	0	0	5
Lithuania	F	0	1	0	0	0	0	1	0	0	0	0	0	0	2

Age, Gender and Nationality for all professions.

Male
Female

		20-24	25-29	30-34	35-39	40-44	45-49	50-54	55-59	60-64	65-69	70-74	75+	Unknow	Total
Lithuania	Total	0	1	0	0	0	0	1	0	0	0	0	0	0	2
Malawi	F	0	1	0	0	0	0	0	0	0	0	0	0	0	1
	Total	0	1	0	0	0	0	0	0	0	0	0	0	0	1
Malaysia	F	0	1	2	4	1	1	1	0	0	0	0	0	0	10
	M	0	0	0	1	0	0	0	0	0	0	0	0	0	1
	Total	0	1	2	5	1	1	1	0	0	0	0	0	0	11
Maldives Islands	M	0	0	0	0	0	1	0	0	0	0	0	0	0	1
	Total	0	0	0	0	0	1	0	0	0	0	0	0	0	1
Mauritius	F	0	0	2	2	0	0	0	0	0	0	0	0	0	4
	M	0	0	0	0	0	1	0	0	0	0	0	0	0	1
	Total	0	0	2	2	0	1	0	0	0	0	0	0	0	5
Mexico	F	0	0	1	1	0	0	0	0	0	0	0	0	0	2
	Total	0	0	1	1	0	0	0	0	0	0	0	0	0	2
Nepal	F	0	0	0	0	1	0	0	0	0	0	0	0	0	1
	M	0	0	1	0	0	0	0	0	0	0	0	0	0	1
	Total	0	0	1	0	1	0	0	0	0	0	0	0	0	2
Netherlands	F	0	5	1	1	1	1	1	0	0	0	0	0	0	10
	Total	0	5	1	1	1	1	1	0	0	0	0	0	0	10
New Zealand	F	0	12	14	7	9	2	1	0	1	0	0	0	0	46
	M	0	2	0	0	1	1	0	0	0	0	0	0	0	4

Age, Gender and Nationality for all professions.

Male
Female

		20-24	25-29	30-34	35-39	40-44	45-49	50-54	55-59	60-64	65-69	70-74	75+	Unknow	Total
New Zealand	Total	0	14	14	7	10	3	1	0	1	0	0	0	0	50
Nigeria	F	0	0	1	1	0	0	0	0	0	1	0	0	0	3
	M	0	0	1	0	0	0	0	0	0	0	0	0	0	1
	Total	0	0	2	1	0	0	0	0	0	1	0	0	0	4
Norway	F	0	0	0	2	0	0	0	0	0	0	0	0	0	2
	Total	0	0	0	2	0	0	0	0	0	0	0	0	0	2
Pakistan	F	0	0	1	2	2	1	1	0	0	0	0	0	0	7
	M	0	0	0	1	0	0	1	0	0	0	0	0	0	2
	Total	0	0	1	3	2	1	2	0	0	0	0	0	0	9
Peru	F	0	0	1	0	0	0	0	0	0	0	0	0	0	1
	Total	0	0	1	0	0	0	0	0	0	0	0	0	0	1
Philippines	F	0	0	0	0	1	0	1	0	0	0	0	0	0	2
	Total	0	0	0	0	1	0	1	0	0	0	0	0	0	2
Poland	F	0	2	10	5	1	0	0	0	0	0	0	0	0	18
	M	0	1	0	0	0	0	0	0	0	0	0	0	0	1
	Total	0	3	10	5	1	0	0	0	0	0	0	0	0	19
Portugal	F	1	12	7	3	2	2	1	0	0	0	0	0	0	28
	M	1	0	0	1	0	0	0	0	0	0	0	0	0	2
	Total	2	12	7	4	2	2	1	0	0	0	0	0	0	30
Romania	F	0	1	0	0	0	0	0	0	0	0	0	0	0	1

Age, Gender and Nationality for all professions.

Male
Female

		20-24	25-29	30-34	35-39	40-44	45-49	50-54	55-59	60-64	65-69	70-74	75+	Unknow	Total
Romania	M	0	1	0	0	0	0	0	0	0	0	0	0	0	1
	Total	0	2	0	0	0	0	0	0	0	0	0	0	0	2
Russia	F	0	0	0	0	1	0	0	0	1	0	0	0	0	2
	Total	0	0	0	0	1	0	0	0	1	0	0	0	0	2
Scotland	F	7	28	16	2	2	3	1	0	0	0	0	0	0	59
	M	0	1	1	1	0	0	0	0	0	0	0	0	0	3
	Total	7	29	17	3	2	3	1	0	0	0	0	0	0	62
Sierra Leone	F	0	0	0	1	0	0	0	0	0	0	0	0	0	1
	Total	0	0	0	1	0	0	0	0	0	0	0	0	0	1
Singapore	F	0	0	0	4	1	0	0	0	0	0	0	0	0	5
	Total	0	0	0	4	1	0	0	0	0	0	0	0	0	5
Slovakia	F	0	0	1	2	0	0	0	0	0	0	0	0	0	3
	Total	0	0	1	2	0	0	0	0	0	0	0	0	0	3
South Africa	F	1	24	41	79	52	13	3	1	1	0	0	0	0	215
	M	0	0	0	1	1	0	0	0	0	0	0	0	0	2
	Total	1	24	41	80	53	13	3	1	1	0	0	0	0	217
Spain	F	0	7	1	4	4	2	0	0	0	0	0	0	0	18
	M	0	0	1	1	0	0	0	0	0	0	0	0	0	2
	Total	0	7	2	5	4	2	0	0	0	0	0	0	0	20
Sri Lanka	F	0	1	0	0	0	1	0	0	0	0	0	0	0	2

Age, Gender and Nationality for all professions.

Male
 Female

		20-24	25-29	30-34	35-39	40-44	45-49	50-54	55-59	60-64	65-69	70-74	75+	Unknow	Total
Sri Lanka	Total	0	1	0	0	0	1	0	0	0	0	0	0	0	2
Sudan	F	0	0	0	0	0	0	1	0	0	0	0	0	0	1
	Total	0	0	0	0	0	0	1	0	0	0	0	0	0	1
Sultanate of Oman	F	0	0	0	0	1	1	0	0	0	0	0	0	0	2
	Total	0	0	0	0	1	1	0	0	0	0	0	0	0	2
Sweden	F	0	1	5	3	1	0	0	0	0	0	0	0	0	10
	Total	0	1	5	3	1	0	0	0	0	0	0	0	0	10
Switzerland	F	1	0	2	0	0	0	0	0	0	0	0	0	0	3
	Total	1	0	2	0	0	0	0	0	0	0	0	0	0	3
Syria	F	0	0	1	0	0	0	0	0	0	0	0	0	0	1
	Total	0	0	1	0	0	0	0	0	0	0	0	0	0	1
Taiwan	F	0	0	1	1	0	0	0	0	0	0	0	0	0	2
	Total	0	0	1	1	0	0	0	0	0	0	0	0	0	2
Trinidad and Tobago	F	0	0	0	0	0	0	1	0	0	0	0	0	0	1
	Total	0	0	0	0	0	0	1	0	0	0	0	0	0	1
Turkey	F	0	0	1	0	1	1	0	0	0	0	0	0	0	3
	Total	0	0	1	0	1	1	0	0	0	0	0	0	0	3
Ukraine	F	0	1	0	0	0	0	0	0	0	0	0	0	0	1
	Total	0	1	0	0	0	0	0	0	0	0	0	0	0	1
United Kingdom	F	183	942	1,113	1,044	822	645	314	204	81	10	1	1	0	5,360

Age, Gender and Nationality for all professions.

Male
Female

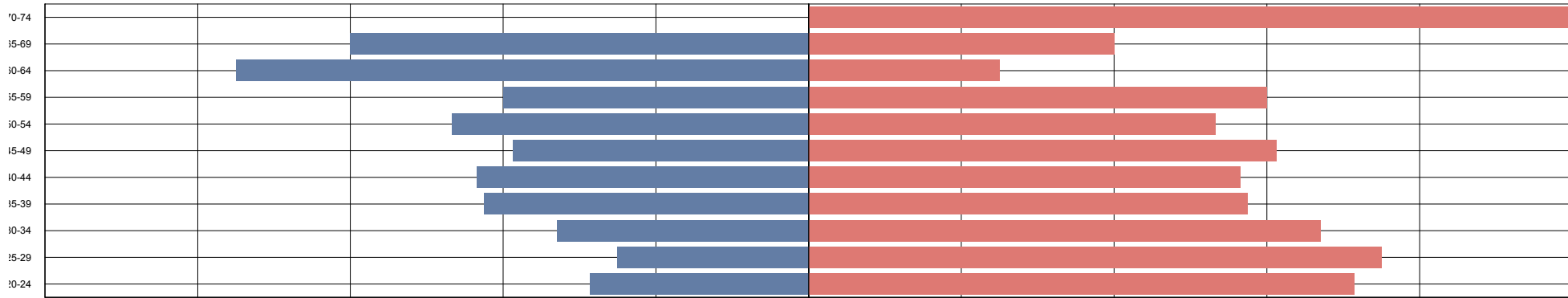
		20-24	25-29	30-34	35-39	40-44	45-49	50-54	55-59	60-64	65-69	70-74	75+	Unknow	Total
United Kingdom	M	3	47	69	59	40	41	19	6	3	0	0	0	0	287
	U	0	0	0	14	12	4	2	1	0	0	0	0	0	33
	Total	186	989	1,182	1,117	874	690	335	211	84	10	1	1	0	5,680
United States of America	F	0	4	5	4	1	2	4	4	2	1	0	0	0	27
	Total	0	4	5	4	1	2	4	4	2	1	0	0	0	27
Unknown	F	0	0	0	0	5	235	349	326	163	26	3	3	1	1,111
	M	0	0	0	0	0	3	14	6	4	1	0	0	0	28
	Total	0	0	0	0	5	238	363	332	167	27	3	3	1	1,139
Venezuela	F	0	0	0	1	0	0	0	0	0	0	0	0	0	1
	Total	0	0	0	1	0	0	0	0	0	0	0	0	0	1
Vietnam	F	0	0	1	0	0	0	0	0	0	0	0	0	0	1
	Total	0	0	1	0	0	0	0	0	0	0	0	0	0	1
Wales	F	2	8	7	3	0	3	0	0	0	0	0	0	0	23
	M	0	1	0	1	1	0	0	0	0	0	0	0	0	3
	Total	2	9	7	4	1	3	0	0	0	0	0	0	0	26
West Indies	F	0	0	0	0	0	1	0	0	0	0	0	0	0	1
	Total	0	0	0	0	0	1	0	0	0	0	0	0	0	1
Zaire	F	0	0	1	0	0	0	0	0	0	0	0	0	0	1
	Total	0	0	1	0	0	0	0	0	0	0	0	0	0	1
Zambia	F	0	0	1	0	1	0	0	0	0	0	0	0	0	2

Age, Gender and Nationality for all professions.

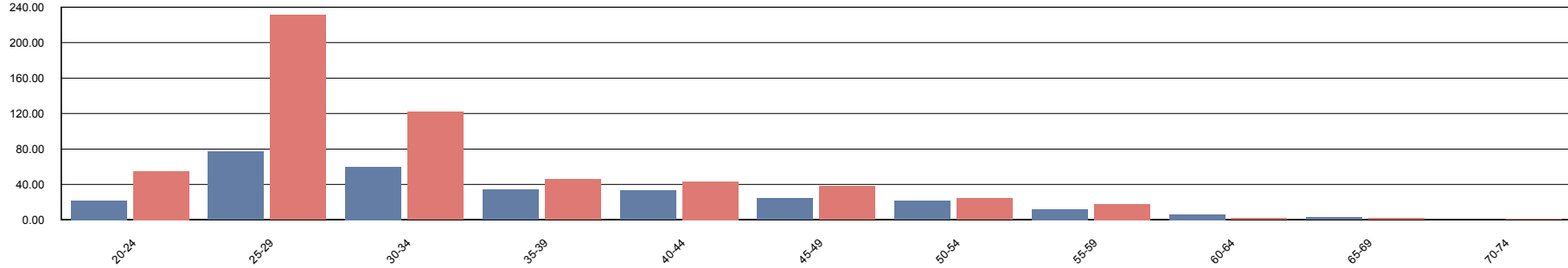
Male
Female

		20-24	25-29	30-34	35-39	40-44	45-49	50-54	55-59	60-64	65-69	70-74	75+	Unknow	Total
Zambia	Total	0	0	1	0	1	0	0	0	0	0	0	0	0	2
Zimbabwe	F	0	0	3	3	1	1	0	0	0	0	0	0	0	8
	M	0	0	0	2	0	0	0	0	0	0	0	0	0	2
	Total	0	0	3	5	1	1	0	0	0	0	0	0	0	10
Total		244	1,431	1,576	1,483	1,084	1,032	748	563	260	41	6	4	1	8,473

HAD



Volume



		20-24	25-29	30-34	35-39	40-44	45-49	50-54	55-59	60-64	65-69	70-74	Total
Australia	F	0	2	1	0	0	1	1	0	0	0	0	5
	M	0	0	0	0	0	0	0	0	0	1	0	1
	Total	0	2	1	0	0	1	1	0	0	1	0	6
Belgium	F	0	1	0	0	0	0	0	0	0	0	0	1
	Total	0	1	0	0	0	0	0	0	0	0	0	1

Age, Gender and Nationality for all professions.

Male
 Female

		20-24	25-29	30-34	35-39	40-44	45-49	50-54	55-59	60-64	65-69	70-74	Total
Bulgaria	F	0	0	1	0	0	0	0	0	0	0	0	1
	Total	0	0	1	0	0	0	0	0	0	0	0	1
Canada	F	0	0	0	0	1	0	0	0	0	0	0	1
	M	0	0	0	0	1	0	0	0	0	0	0	1
	Total	0	0	0	0	2	0	0	0	0	0	0	2
Cyprus	F	0	0	1	0	0	0	0	0	0	0	0	1
	Total	0	0	1	0	0	0	0	0	0	0	0	1
England	F	1	4	2	2	0	1	1	0	0	0	0	11
	M	2	0	1	2	2	0	0	0	0	0	0	7
	Total	3	4	3	4	2	1	1	0	0	0	0	18
France	F	0	0	1	0	0	0	0	0	0	0	0	1
	Total	0	0	1	0	0	0	0	0	0	0	0	1
Germany	F	0	1	0	0	0	0	0	0	0	0	0	1
	Total	0	1	0	0	0	0	0	0	0	0	0	1
Greece	F	0	0	1	0	1	0	0	0	0	0	0	2
	Total	0	0	1	0	1	0	0	0	0	0	0	2
Guyana	F	0	0	0	1	0	0	0	0	0	0	0	1
	Total	0	0	0	1	0	0	0	0	0	0	0	1
Hungary	F	0	0	0	0	0	1	0	0	0	0	0	1
	Total	0	0	0	0	0	1	0	0	0	0	0	1

Age, Gender and Nationality for all professions.

Male
 Female

		20-24	25-29	30-34	35-39	40-44	45-49	50-54	55-59	60-64	65-69	70-74	Total
India	F	0	2	2	0	0	1	0	0	0	0	0	5
	M	1	1	3	0	1	0	0	0	0	0	0	6
	Total	1	3	5	0	1	1	0	0	0	0	0	11
Iran	F	0	0	0	1	0	0	0	0	0	0	0	1
	Total	0	0	0	1	0	0	0	0	0	0	0	1
Ireland	F	0	9	3	0	1	1	1	0	0	0	0	15
	M	0	1	3	1	2	1	1	1	2	0	0	12
	Total	0	10	6	1	3	2	2	1	2	0	0	27
Italy	M	0	0	0	0	1	0	0	0	0	0	0	1
	Total	0	0	0	0	1	0	0	0	0	0	0	1
Latvia	M	0	0	0	1	0	0	0	0	0	0	0	1
	Total	0	0	0	1	0	0	0	0	0	0	0	1
Lithuania	M	0	1	0	0	0	0	0	0	0	0	0	1
	Total	0	1	0	0	0	0	0	0	0	0	0	1
Poland	F	0	1	0	0	1	0	0	0	0	0	0	2
	M	0	1	2	0	0	0	0	0	0	0	0	3
	Total	0	2	2	0	1	0	0	0	0	0	0	5
Portugal	F	1	11	3	0	0	0	0	0	0	0	0	15
	M	0	3	1	2	0	0	0	0	0	0	0	6
	Total	1	14	4	2	0	0	0	0	0	0	0	21

Age, Gender and Nationality for all professions.

Male
 Female

		20-24	25-29	30-34	35-39	40-44	45-49	50-54	55-59	60-64	65-69	70-74	Total
Romania	F	0	0	1	0	0	0	0	0	0	0	0	1
	Total	0	0	1	0	0	0	0	0	0	0	0	1
Scotland	F	0	2	0	1	1	1	0	0	0	0	0	5
	M	0	0	0	0	1	0	0	0	0	0	0	1
	Total	0	2	0	1	2	1	0	0	0	0	0	6
Slovakia	F	0	0	0	0	1	0	0	0	0	0	0	1
	Total	0	0	0	0	1	0	0	0	0	0	0	1
South Africa	F	0	0	3	2	0	0	0	0	0	0	0	5
	M	0	0	2	0	1	0	0	0	0	0	0	3
	Total	0	0	5	2	1	0	0	0	0	0	0	8
Spain	M	0	1	0	0	0	0	0	0	0	0	0	1
	Total	0	1	0	0	0	0	0	0	0	0	0	1
United Kingdom	F	53	198	102	37	37	30	21	17	2	2	1	500
	M	19	69	48	28	24	23	20	11	4	2	0	248
	Total	72	267	150	65	61	53	41	28	6	4	1	748
United States of America	F	0	0	0	0	0	0	0	1	0	0	0	1
	Total	0	0	0	0	0	0	0	1	0	0	0	1
Wales	F	0	0	1	1	0	1	0	0	0	0	0	3
	Total	0	0	1	1	0	1	0	0	0	0	0	3
Zimbabwe	F	0	0	0	1	0	1	0	0	0	0	0	2

Age, Gender and Nationality for all professions.

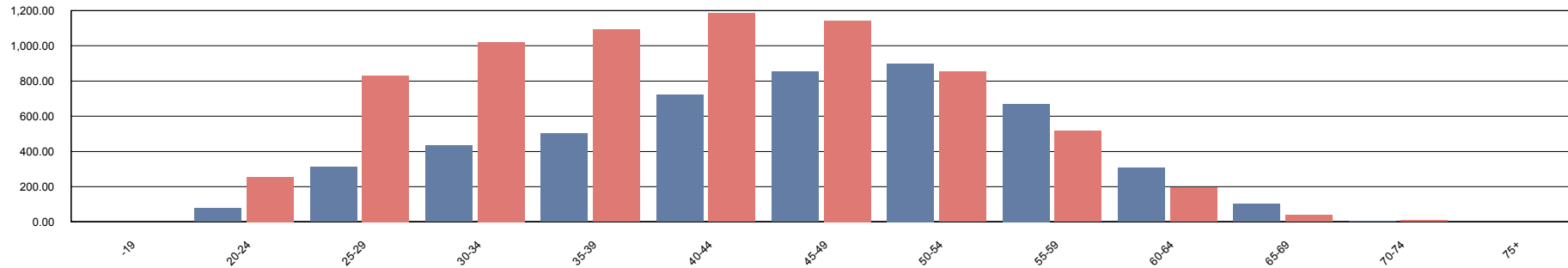
Male
Female

		20-24	25-29	30-34	35-39	40-44	45-49	50-54	55-59	60-64	65-69	70-74	Total
Zimbabwe	Total	0	0	0	1	0	1	0	0	0	0	0	2
Total		77	308	182	80	76	62	45	30	8	5	1	874

ODP



Volume



		-19	20-24	25-29	30-34	35-39	40-44	45-49	50-54	55-59	60-64	65-69	70-74	75+	Total
Algeria	M	0	0	0	0	0	0	1	0	0	0	0	0	0	1
	Total	0	0	0	0	0	0	1	0	0	0	0	0	0	1
Argentina	F	0	0	0	0	0	0	0	1	0	0	0	0	0	1
	Total	0	0	0	0	0	0	0	1	0	0	0	0	0	1
Australia	F	0	0	0	0	1	3	1	1	0	0	0	0	0	6

Age, Gender and Nationality for all professions.

Male
Female

		-19	20-24	25-29	30-34	35-39	40-44	45-49	50-54	55-59	60-64	65-69	70-74	75+	Total
Australia	M	0	0	0	0	1	1	0	1	3	0	0	0	0	6
	Total	0	0	0	0	2	4	1	2	3	0	0	0	0	12
Austria	F	0	0	0	0	0	1	1	0	0	0	0	0	0	2
	Total	0	0	0	0	0	1	1	0	0	0	0	0	0	2
Bahrain	M	0	0	1	0	0	1	0	0	0	0	0	0	0	2
	Total	0	0	1	0	0	1	0	0	0	0	0	0	0	2
Bangladesh	F	0	0	0	0	0	1	0	0	0	0	0	0	0	1
	Total	0	0	0	0	0	1	0	0	0	0	0	0	0	1
Belgium	M	0	0	0	0	0	0	1	0	0	0	0	0	0	1
	Total	0	0	0	0	0	0	1	0	0	0	0	0	0	1
Brazil	F	0	0	0	1	1	0	0	0	0	0	0	0	0	2
	Total	0	0	0	1	1	0	0	0	0	0	0	0	0	2
Bulgaria	F	0	0	0	1	0	1	0	3	0	0	0	0	0	5
	M	0	0	1	0	0	0	0	0	0	0	0	0	0	1
	Total	0	0	1	1	0	1	0	3	0	0	0	0	0	6
Cambodia	M	0	1	0	0	1	0	0	0	0	0	0	0	0	2
	Total	0	1	0	0	1	0	0	0	0	0	0	0	0	2
Cameroon	F	0	0	0	0	1	0	0	0	0	0	0	0	0	1
	Total	0	0	0	0	1	0	0	0	0	0	0	0	0	1
Canada	F	0	0	0	0	0	0	0	0	0	1	0	0	0	1

Age, Gender and Nationality for all professions.

Male
 Female

		-19	20-24	25-29	30-34	35-39	40-44	45-49	50-54	55-59	60-64	65-69	70-74	75+	Total
Canada	Total	0	0	0	0	0	0	0	0	0	1	0	0	0	1
Chile	F	0	0	0	0	0	0	1	0	1	0	0	0	0	2
	Total	0	0	0	0	0	0	1	0	1	0	0	0	0	2
China	F	0	0	1	0	2	0	0	0	0	0	0	0	0	3
	Total	0	0	1	0	2	0	0	0	0	0	0	0	0	3
Colombia	M	0	0	0	0	0	0	0	0	0	1	0	0	0	1
	Total	0	0	0	0	0	0	0	0	0	1	0	0	0	1
Congo	F	0	0	1	0	0	0	0	0	0	0	0	0	0	1
	Total	0	0	1	0	0	0	0	0	0	0	0	0	0	1
Czech Republic	F	0	0	0	3	6	2	0	0	0	0	0	0	0	11
	M	0	0	0	0	1	0	0	0	0	0	0	0	0	1
	Total	0	0	0	3	7	2	0	0	0	0	0	0	0	12
Denmark	F	0	0	0	2	1	1	1	0	0	0	0	0	0	5
	Total	0	0	0	2	1	1	1	0	0	0	0	0	0	5
Ecuador	M	0	0	0	0	1	0	0	0	0	0	0	0	0	1
	Total	0	0	0	0	1	0	0	0	0	0	0	0	0	1
Egypt	M	0	0	0	0	2	0	0	0	0	0	0	0	0	2
	Total	0	0	0	0	2	0	0	0	0	0	0	0	0	2
England	F	0	10	31	36	32	36	35	21	13	7	1	1	0	223
	M	0	2	9	12	15	37	25	32	13	5	0	0	0	150

Age, Gender and Nationality for all professions.

Male
Female

		-19	20-24	25-29	30-34	35-39	40-44	45-49	50-54	55-59	60-64	65-69	70-74	75+	Total
England	Total	0	12	40	48	47	73	60	53	26	12	1	1	0	373
Estonia	M	0	0	1	0	0	0	0	0	0	0	0	0	0	1
	Total	0	0	1	0	0	0	0	0	0	0	0	0	0	1
Fiji	F	0	0	0	0	0	1	0	0	0	0	0	0	0	1
	Total	0	0	0	0	0	1	0	0	0	0	0	0	0	1
Finland	F	0	0	0	0	1	0	0	0	0	0	0	0	0	1
	Total	0	0	0	0	1	0	0	0	0	0	0	0	0	1
France	F	0	0	0	0	1	4	1	3	0	0	0	0	0	9
	M	0	0	0	1	0	1	0	0	0	0	0	0	0	2
	Total	0	0	0	1	1	5	1	3	0	0	0	0	0	11
Gabon	F	0	0	0	1	0	0	0	0	0	0	0	0	0	1
	Total	0	0	0	1	0	0	0	0	0	0	0	0	0	1
Gambia	F	0	0	0	1	0	0	0	0	0	0	0	0	0	1
	Total	0	0	0	1	0	0	0	0	0	0	0	0	0	1
Georgia	M	0	0	0	0	1	0	0	0	0	0	0	0	0	1
	Total	0	0	0	0	1	0	0	0	0	0	0	0	0	1
Germany	F	0	1	0	7	2	1	1	1	1	0	0	0	0	14
	M	0	0	0	2	0	0	0	0	0	0	0	0	0	2
	Total	0	1	0	9	2	1	1	1	1	0	0	0	0	16
Ghana	F	0	0	1	1	4	1	0	1	0	0	0	0	0	8

Age, Gender and Nationality for all professions.

Male
 Female

		-19	20-24	25-29	30-34	35-39	40-44	45-49	50-54	55-59	60-64	65-69	70-74	75+	Total
Ghana	M	0	0	0	0	1	1	2	0	0	0	0	0	0	4
	Total	0	0	1	1	5	2	2	1	0	0	0	0	0	12
Greece	F	0	0	0	1	0	0	0	0	0	0	0	0	0	1
	M	0	0	0	0	3	0	0	0	0	0	0	0	0	3
	Total	0	0	0	1	3	0	0	0	0	0	0	0	0	4
Guyana	F	0	0	0	0	0	0	0	1	0	0	0	0	0	1
	Total	0	0	0	0	0	0	0	1	0	0	0	0	0	1
Haiti	M	0	0	0	0	0	0	0	0	1	0	0	0	0	1
	Total	0	0	0	0	0	0	0	0	1	0	0	0	0	1
Hong Kong	F	0	0	0	0	1	0	0	0	0	0	0	0	0	1
	Total	0	0	0	0	1	0	0	0	0	0	0	0	0	1
Hungary	F	0	0	0	0	1	0	0	0	0	0	0	0	0	1
	M	0	0	0	0	1	0	0	0	0	0	0	0	0	1
	Total	0	0	0	0	2	0	0	0	0	0	0	0	0	2
India	F	0	0	0	1	2	3	0	0	0	0	0	0	0	6
	M	0	0	0	1	5	6	2	1	0	0	0	0	0	15
	Total	0	0	0	2	7	9	2	1	0	0	0	0	0	21
Indonesia	F	0	0	0	0	1	0	0	0	0	0	0	0	0	1
	Total	0	0	0	0	1	0	0	0	0	0	0	0	0	1
Iran	F	0	0	0	0	0	1	2	1	0	0	0	0	0	4

Age, Gender and Nationality for all professions.

Male
 Female

		-19	20-24	25-29	30-34	35-39	40-44	45-49	50-54	55-59	60-64	65-69	70-74	75+	Total
Iran	Total	0	0	0	0	0	1	2	1	0	0	0	0	0	4
Ireland	F	0	0	0	3	4	4	4	2	1	0	0	0	0	18
	M	0	0	1	2	2	3	3	4	2	0	0	0	0	17
	Total	0	0	1	5	6	7	7	6	3	0	0	0	0	35
Italy	F	0	0	0	1	0	2	1	0	1	0	0	0	0	5
	M	0	0	0	0	1	0	1	0	0	0	1	0	0	3
	Total	0	0	0	1	1	2	2	0	1	0	1	0	0	8
Jamaica	F	0	0	0	0	0	1	0	0	0	0	0	0	0	1
	M	0	0	0	0	0	1	0	0	0	0	0	0	0	1
	Total	0	0	0	0	0	2	0	0	0	0	0	0	0	2
Jordan	F	0	0	0	0	1	0	0	0	0	0	0	0	0	1
	M	0	0	0	0	3	1	7	1	0	0	0	0	0	12
	Total	0	0	0	0	4	1	7	1	0	0	0	0	0	13
Kazakhstan	M	0	0	0	0	0	0	0	0	0	1	0	0	0	1
	Total	0	0	0	0	0	0	0	0	0	1	0	0	0	1
Kenya	F	0	0	0	2	0	0	2	1	0	0	0	0	0	5
	Total	0	0	0	2	0	0	2	1	0	0	0	0	0	5
Korea	M	0	0	0	0	1	0	0	0	0	0	0	0	0	1
	Total	0	0	0	0	1	0	0	0	0	0	0	0	0	1
Liberia	M	0	0	0	0	0	0	0	0	1	0	0	0	0	1

Age, Gender and Nationality for all professions.

Male
 Female

		-19	20-24	25-29	30-34	35-39	40-44	45-49	50-54	55-59	60-64	65-69	70-74	75+	Total
Liberia	Total	0	0	0	0	0	0	0	0	1	0	0	0	0	1
Libya	M	0	0	0	0	1	0	0	0	0	0	0	0	0	1
	Total	0	0	0	0	1	0	0	0	0	0	0	0	0	1
Lithuania	F	0	0	0	1	0	0	0	1	0	0	0	0	0	2
	M	0	0	0	0	0	0	1	0	0	0	0	0	0	1
	Total	0	0	0	1	0	0	1	1	0	0	0	0	0	3
Luxembourg	M	0	0	0	1	0	0	0	0	0	0	0	0	0	1
	Total	0	0	0	1	0	0	0	0	0	0	0	0	0	1
Malawi	F	0	0	0	0	0	1	0	0	0	0	0	0	0	1
	Total	0	0	0	0	0	1	0	0	0	0	0	0	0	1
Malaysia	F	0	0	0	0	1	0	0	0	0	0	0	0	0	1
	Total	0	0	0	0	1	0	0	0	0	0	0	0	0	1
Mauritania	M	0	0	0	0	0	1	0	0	0	0	0	0	0	1
	Total	0	0	0	0	0	1	0	0	0	0	0	0	0	1
Mauritius	F	0	0	0	1	1	0	1	0	0	0	0	0	0	3
	M	0	0	0	1	0	0	0	1	0	1	0	0	0	3
	Total	0	0	0	2	1	0	1	1	0	1	0	0	0	6
Morocco	M	0	0	0	0	0	0	0	1	0	0	0	0	0	1
	Total	0	0	0	0	0	0	0	1	0	0	0	0	0	1
Nepal	F	0	0	0	2	0	1	0	0	0	0	0	0	0	3

Age, Gender and Nationality for all professions.

Male
Female

		-19	20-24	25-29	30-34	35-39	40-44	45-49	50-54	55-59	60-64	65-69	70-74	75+	Total
Nepal	M	0	0	0	0	2	0	0	0	0	0	0	0	0	2
	Total	0	0	0	2	2	1	0	0	0	0	0	0	0	5
Netherlands	F	0	0	2	0	1	3	1	0	0	1	0	0	0	8
	M	0	0	0	1	1	0	0	0	0	0	0	0	0	2
	Total	0	0	2	1	2	3	1	0	0	1	0	0	0	10
New Zealand	F	0	0	0	1	1	1	2	0	0	1	0	0	0	6
	M	0	0	1	0	1	1	0	1	1	0	0	0	0	5
	Total	0	0	1	1	2	2	2	1	1	1	0	0	0	11
Nigeria	F	0	0	2	0	1	2	1	1	0	0	0	0	0	7
	M	0	0	1	0	2	3	0	0	0	0	0	0	0	6
	Total	0	0	3	0	3	5	1	1	0	0	0	0	0	13
Norway	F	0	0	0	0	0	1	0	0	0	0	0	0	0	1
	Total	0	0	0	0	0	1	0	0	0	0	0	0	0	1
Pakistan	M	0	0	0	0	0	0	1	0	0	0	0	0	0	1
	Total	0	0	0	0	0	0	1	0	0	0	0	0	0	1
Philippines	F	0	0	1	2	3	1	1	0	0	0	0	0	0	8
	M	0	0	0	1	1	3	1	0	2	0	0	0	0	8
	Total	0	0	1	3	4	4	2	0	2	0	0	0	0	16
Poland	F	0	2	2	9	7	1	1	0	0	0	0	0	0	22
	M	0	0	1	2	5	0	1	1	0	0	0	0	0	10

Age, Gender and Nationality for all professions.

Male
Female

		-19	20-24	25-29	30-34	35-39	40-44	45-49	50-54	55-59	60-64	65-69	70-74	75+	Total
Poland	Total	0	2	3	11	12	1	2	1	0	0	0	0	0	32
Portugal	F	0	0	0	1	1	3	0	1	0	0	0	0	0	6
	M	0	0	0	0	3	0	0	0	0	0	0	0	0	3
	Total	0	0	0	1	4	3	0	1	0	0	0	0	0	9
Romania	F	0	0	1	3	2	1	0	0	0	0	0	0	0	7
	M	0	0	1	0	0	0	0	0	0	0	0	0	0	1
	Total	0	0	2	3	2	1	0	0	0	0	0	0	0	8
Russia	F	0	0	0	0	0	0	1	0	0	0	0	0	0	1
	Total	0	0	0	0	0	0	1	0	0	0	0	0	0	1
Scotland	F	0	1	8	5	6	2	0	5	1	1	0	0	0	29
	M	0	0	3	3	2	4	2	3	0	0	0	0	0	17
	Total	0	1	11	8	8	6	2	8	1	1	0	0	0	46
Serbia and Montenegro	M	0	0	0	1	0	0	0	0	0	0	0	0	0	1
	Total	0	0	0	1	0	0	0	0	0	0	0	0	0	1
Sierra Leone	F	0	0	0	0	0	0	0	0	1	1	0	0	0	2
	Total	0	0	0	0	0	0	0	0	1	1	0	0	0	2
Singapore	F	0	0	0	0	0	1	0	0	0	0	0	0	0	1
	Total	0	0	0	0	0	1	0	0	0	0	0	0	0	1
Slovakia	F	0	0	1	2	1	1	0	0	0	0	0	0	0	5
	M	0	0	0	0	1	1	0	0	0	0	0	0	0	2

Age, Gender and Nationality for all professions.

Male
Female

		-19	20-24	25-29	30-34	35-39	40-44	45-49	50-54	55-59	60-64	65-69	70-74	75+	Total
Slovakia	Total	0	0	1	2	2	2	0	0	0	0	0	0	0	7
Somalia	F	0	0	1	0	1	0	0	0	0	0	0	0	0	2
	Total	0	0	1	0	1	0	0	0	0	0	0	0	0	2
South Africa	F	0	0	1	0	5	2	3	1	0	0	0	0	0	12
	M	0	0	0	2	2	0	1	0	0	0	1	0	0	6
	Total	0	0	1	2	7	2	4	1	0	0	1	0	0	18
Spain	F	0	0	0	1	1	1	1	0	0	0	0	0	0	4
	M	0	0	0	0	1	1	0	0	0	1	0	0	0	3
	Total	0	0	0	1	2	2	1	0	0	1	0	0	0	7
Taiwan	F	0	0	0	0	0	0	1	0	0	0	0	0	0	1
	Total	0	0	0	0	0	0	1	0	0	0	0	0	0	1
Trinidad and Tobago	F	0	0	0	0	1	1	0	0	1	0	0	0	0	3
	M	0	0	0	0	0	1	1	0	0	0	0	0	0	2
	Total	0	0	0	0	1	2	1	0	1	0	0	0	0	5
Uganda	F	0	0	0	1	0	0	0	0	0	0	0	0	0	1
	Total	0	0	0	1	0	0	0	0	0	0	0	0	0	1
Ukraine	F	0	1	0	0	0	1	0	0	0	0	0	0	0	2
	M	0	0	0	0	0	0	0	1	0	0	0	0	0	1
	Total	0	1	0	0	0	1	0	1	0	0	0	0	0	3
United Kingdom	F	0	236	767	842	689	633	606	410	221	62	11	1	0	4,478

Age, Gender and Nationality for all professions.

Male
Female

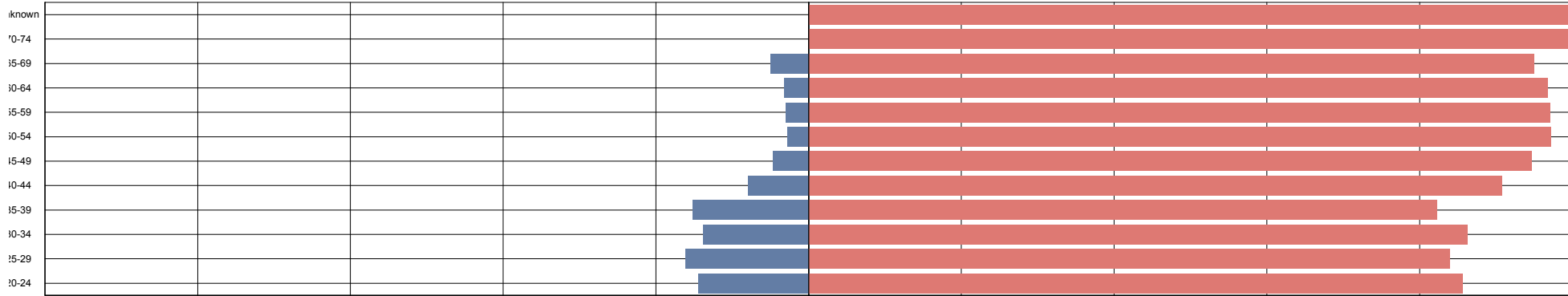
		-19	20-24	25-29	30-34	35-39	40-44	45-49	50-54	55-59	60-64	65-69	70-74	75+	Total
United Kingdom	M	0	73	288	362	290	320	319	303	207	86	23	1	1	2,273
	U	0	0	0	0	0	0	1	1	0	1	0	0	0	3
	Total	0	309	1,055	1,204	979	953	926	714	428	149	34	2	1	6,754
United States of America	F	0	0	0	1	1	1	0	2	1	0	0	0	0	6
	M	0	0	0	0	0	0	0	2	0	0	0	0	0	2
	U	0	0	0	0	0	0	1	0	0	0	0	0	0	1
	Total	0	0	0	1	1	1	1	4	1	0	0	0	0	9
Unknown	F	0	0	0	64	291	451	470	393	275	121	28	6	0	2,099
	M	1	0	0	35	142	325	478	544	436	213	74	5	0	2,253
	U	0	0	0	0	1	8	16	14	12	5	2	0	0	58
	Total	1	0	0	99	434	784	964	951	723	339	104	11	0	4,410
Wales	F	0	3	6	7	5	3	3	0	1	0	0	0	0	28
	M	0	1	2	4	3	2	3	1	3	0	0	0	0	19
	Total	0	4	8	11	8	5	6	1	4	0	0	0	0	47
West Indies	M	0	0	0	0	0	0	0	1	0	0	1	0	0	2
	Total	0	0	0	0	0	0	0	1	0	0	1	0	0	2
Yugoslavia	M	0	0	0	0	0	1	0	0	0	0	0	0	0	1
	Total	0	0	0	0	0	1	0	0	0	0	0	0	0	1
Zambia	F	0	0	0	1	0	0	0	0	0	0	0	0	0	1
	M	0	0	0	0	0	1	0	0	1	0	0	0	0	2

Age, Gender and Nationality for all professions.

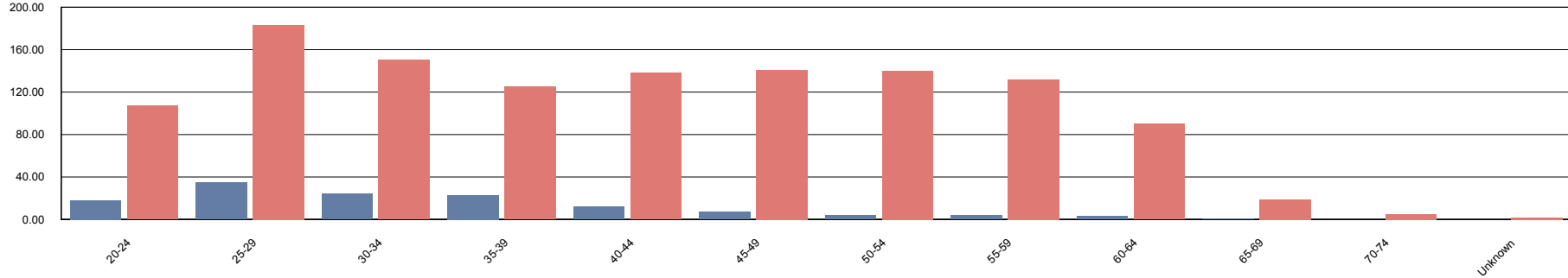
Male
Female

		-19	20-24	25-29	30-34	35-39	40-44	45-49	50-54	55-59	60-64	65-69	70-74	75+	Total
Zambia	Total	0	0	0	1	0	1	0	0	1	0	0	0	0	3
Zimbabwe	F	0	1	4	15	10	9	2	2	0	0	0	0	0	43
	M	0	0	2	2	5	6	2	1	0	0	0	0	0	18
	Total	0	1	6	17	15	15	4	3	0	0	0	0	0	61
Total		1	332	1,142	1,453	1,593	1,914	2,014	1,766	1,200	509	142	14	1	12,081

OR



Volume



		20-24	25-29	30-34	35-39	40-44	45-49	50-54	55-59	60-64	65-69	70-74	Unknow	Total
Australia	F	0	2	1	2	0	0	0	0	0	0	0	0	5
	Total	0	2	1	2	0	0	0	0	0	0	0	0	5
Brazil	F	1	0	0	0	0	0	0	0	0	0	0	0	1
	Total	1	0	0	0	0	0	0	0	0	0	0	0	1
Colombia	F	0	0	0	0	0	0	0	0	1	0	0	0	1

Age, Gender and Nationality for all professions.

Male
Female

		20-24	25-29	30-34	35-39	40-44	45-49	50-54	55-59	60-64	65-69	70-74	Unknow	Total
Colombia	Total	0	0	0	0	0	0	0	0	1	0	0	0	1
Cyprus	F	0	0	1	0	0	0	0	0	0	0	0	0	1
	Total	0	0	1	0	0	0	0	0	0	0	0	0	1
Denmark	F	0	0	0	0	2	0	0	0	0	0	0	0	2
	Total	0	0	0	0	2	0	0	0	0	0	0	0	2
England	F	3	1	6	0	0	0	2	0	0	0	0	0	12
	M	1	3	0	0	0	0	0	0	0	0	0	0	4
	Total	4	4	6	0	0	0	2	0	0	0	0	0	16
France	F	1	1	1	0	0	0	0	0	0	0	0	0	3
	M	0	0	0	1	0	0	0	0	0	0	0	0	1
	Total	1	1	1	1	0	0	0	0	0	0	0	0	4
Germany	F	1	0	0	0	0	0	0	0	0	0	0	0	1
	Total	1	0	0	0	0	0	0	0	0	0	0	0	1
Greece	F	0	0	0	0	1	0	0	0	0	0	0	0	1
	Total	0	0	0	0	1	0	0	0	0	0	0	0	1
Guyana	F	0	0	0	1	0	0	0	0	0	0	0	0	1
	Total	0	0	0	1	0	0	0	0	0	0	0	0	1
India	F	0	0	0	0	1	0	0	0	0	0	0	0	1
	Total	0	0	0	0	1	0	0	0	0	0	0	0	1
Ireland	F	5	11	0	0	0	2	0	0	0	0	0	0	18

Age, Gender and Nationality for all professions.

Male
Female

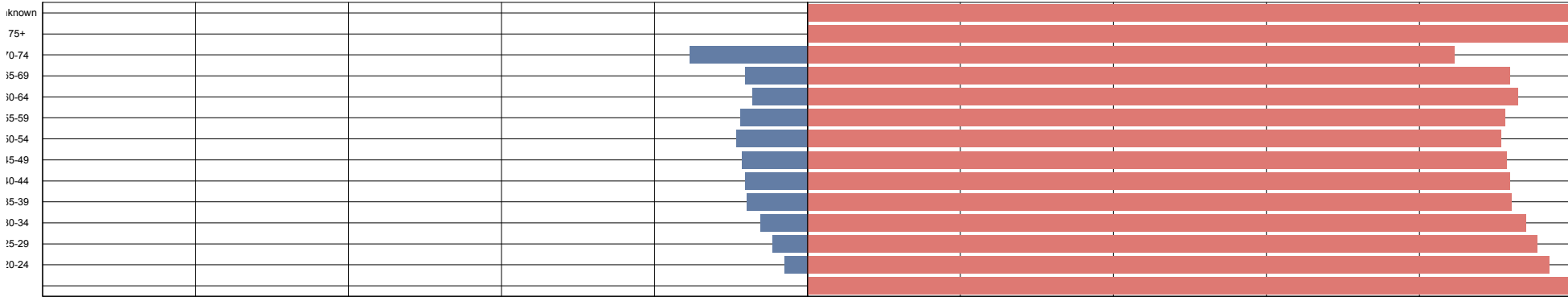
		20-24	25-29	30-34	35-39	40-44	45-49	50-54	55-59	60-64	65-69	70-74	Unknow	Total
Ireland	M	0	1	0	1	0	0	0	0	0	0	0	0	2
	Total	5	12	0	1	0	2	0	0	0	0	0	0	20
Italy	F	0	0	0	0	0	1	0	0	0	0	0	0	1
	Total	0	0	0	0	0	1	0	0	0	0	0	0	1
Japan	F	0	0	0	1	0	0	0	0	0	0	0	0	1
	Total	0	0	0	1	0	0	0	0	0	0	0	0	1
Malaysia	M	0	0	0	1	0	0	0	0	0	0	0	0	1
	Total	0	0	0	1	0	0	0	0	0	0	0	0	1
New Zealand	F	0	0	1	0	0	0	0	0	0	0	0	0	1
	Total	0	0	1	0	0	0	0	0	0	0	0	0	1
Portugal	F	0	0	2	0	0	0	0	0	0	0	0	0	2
	Total	0	0	2	0	0	0	0	0	0	0	0	0	2
Somalia	M	0	0	0	1	0	0	0	0	0	0	0	0	1
	Total	0	0	0	1	0	0	0	0	0	0	0	0	1
South Africa	F	0	0	0	1	0	0	0	0	0	0	0	0	1
	Total	0	0	0	1	0	0	0	0	0	0	0	0	1
Spain	F	0	1	1	0	0	0	0	0	0	0	0	0	2
	Total	0	1	1	0	0	0	0	0	0	0	0	0	2
Sweden	F	1	0	0	0	0	0	0	0	0	0	0	0	1
	Total	1	0	0	0	0	0	0	0	0	0	0	0	1

Age, Gender and Nationality for all professions.

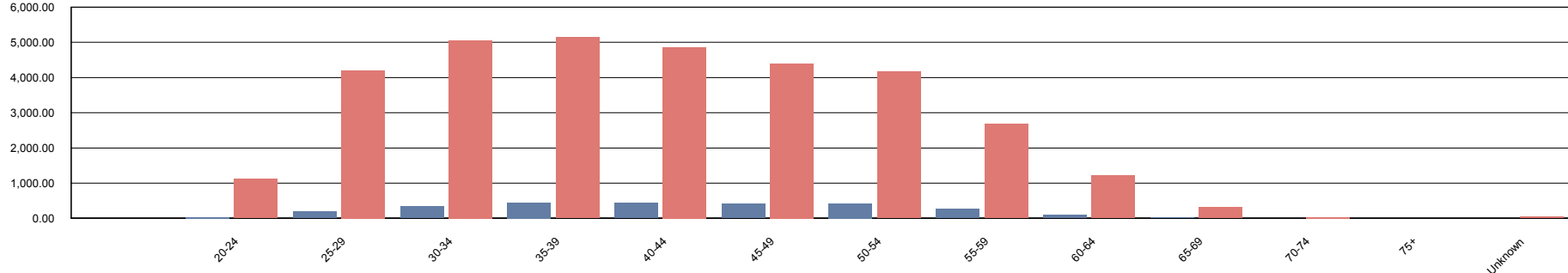
Male
Female

		20-24	25-29	30-34	35-39	40-44	45-49	50-54	55-59	60-64	65-69	70-74	Unknow	Total
United Kingdom	F	95	167	135	120	134	90	59	70	45	11	2	0	928
	M	17	31	24	19	11	6	4	1	3	0	0	0	116
	U	0	0	0	4	2	1	0	0	0	0	0	0	7
	Total	112	198	159	143	147	97	63	71	48	11	2	0	1,051
Unknown	F	0	0	0	0	0	48	78	62	44	8	3	2	245
	M	0	0	0	0	1	1	0	3	0	1	0	0	6
	Total	0	0	0	0	1	49	78	65	44	9	3	2	251
Vietnam	F	0	0	1	0	0	0	0	0	0	0	0	0	1
	Total	0	0	1	0	0	0	0	0	0	0	0	0	1
Wales	F	0	0	0	0	0	0	1	0	0	0	0	0	1
	Total	0	0	0	0	0	0	1	0	0	0	0	0	1
Zimbabwe	F	0	0	1	0	0	0	0	0	0	0	0	0	1
	Total	0	0	1	0	0	0	0	0	0	0	0	0	1
Total		125	218	174	152	152	149	144	136	93	20	5	2	1,370

OT



Volume



			20-24	25-29	30-34	35-39	40-44	45-49	50-54	55-59	60-64	65-69	70-74	75+	Unknow	Total
Australia	F	0	8	222	146	98	56	29	10	8	4	3	0	0	0	584
	M	0	0	24	9	14	10	3	3	0	0	0	0	0	0	63
	Total	0	8	246	155	112	66	32	13	8	4	3	0	0	0	647
Austria	F	0	1	0	2	7	0	0	2	0	0	0	0	0	0	12
	Total	0	1	0	2	7	0	0	2	0	0	0	0	0	0	12

Age, Gender and Nationality for all professions.

Male
Female

			20-24	25-29	30-34	35-39	40-44	45-49	50-54	55-59	60-64	65-69	70-74	75+	Unknow	Total
Bahamas	F	0	0	0	0	0	1	0	0	0	0	0	0	0	0	1
	Total	0	0	0	0	0	1	0	0	0	0	0	0	0	0	1
Bangladesh	M	0	0	0	5	1	0	0	0	0	0	0	0	0	0	6
	Total	0	0	0	5	1	0	0	0	0	0	0	0	0	0	6
Barbados	F	0	1	0	2	0	0	0	0	0	0	0	0	0	0	3
	Total	0	1	0	2	0	0	0	0	0	0	0	0	0	0	3
Belgium	F	0	1	1	1	3	1	0	1	0	0	0	0	0	0	8
	Total	0	1	1	1	3	1	0	1	0	0	0	0	0	0	8
Botswana	F	0	0	0	0	1	0	0	0	0	0	0	0	0	0	1
	Total	0	0	0	0	1	0	0	0	0	0	0	0	0	0	1
Brazil	F	0	0	0	3	4	1	0	4	2	0	0	0	0	0	14
	M	0	0	0	0	0	1	0	0	0	0	0	0	0	0	1
	Total	0	0	0	3	4	2	0	4	2	0	0	0	0	0	15
Bulgaria	F	0	0	0	1	1	1	0	0	0	0	0	0	0	0	3
	M	0	0	0	0	0	0	1	0	0	0	0	0	0	0	1
	Total	0	0	0	1	1	1	1	0	0	0	0	0	0	0	4
Cambodia	F	0	0	0	0	0	0	0	0	1	0	0	0	0	0	1
	Total	0	0	0	0	0	0	0	0	1	0	0	0	0	0	1
Canada	F	0	1	8	17	17	16	6	3	4	2	1	0	0	0	75
	M	0	0	0	0	0	2	0	0	0	0	0	0	0	0	2

Age, Gender and Nationality for all professions.

Male
Female

			20-24	25-29	30-34	35-39	40-44	45-49	50-54	55-59	60-64	65-69	70-74	75+	Unknow	Total
Canada	Total	0	1	8	17	17	18	6	3	4	2	1	0	0	0	77
China	F	0	0	0	2	3	0	1	0	0	0	0	0	0	0	6
	M	0	0	0	0	1	0	0	0	0	0	0	0	0	0	1
	Total	0	0	0	2	4	0	1	0	0	0	0	0	0	0	7
Colombia	F	0	0	0	1	3	1	1	0	0	2	0	0	0	0	8
	M	0	0	0	0	0	0	1	0	0	0	0	0	0	0	1
	Total	0	0	0	1	3	1	2	0	0	2	0	0	0	0	9
Cyprus	F	0	1	1	1	0	0	0	0	0	0	0	0	0	0	3
	Total	0	1	1	1	0	0	0	0	0	0	0	0	0	0	3
Czech Republic	F	0	0	1	2	6	3	0	0	0	0	0	0	0	0	12
	M	0	0	0	0	1	1	0	0	0	0	0	0	0	0	2
	Total	0	0	1	2	7	4	0	0	0	0	0	0	0	0	14
Democratic People's Republic of	F	0	0	0	0	0	0	1	0	0	0	0	0	0	0	1
	Total	0	0	0	0	0	0	1	0	0	0	0	0	0	0	1
Denmark	F	0	0	4	3	7	9	4	2	0	0	0	0	0	0	29
	M	0	0	0	0	0	1	0	0	0	0	0	0	0	0	1
	Total	0	0	4	3	7	10	4	2	0	0	0	0	0	0	30
Ecuador	F	0	0	0	1	0	0	0	0	0	0	0	0	0	0	1
	Total	0	0	0	1	0	0	0	0	0	0	0	0	0	0	1
England	F	0	19	80	109	67	30	62	58	29	14	1	1	0	0	470

Age, Gender and Nationality for all professions.

Male
Female

			20-24	25-29	30-34	35-39	40-44	45-49	50-54	55-59	60-64	65-69	70-74	75+	Unknow	Total
England	M	0	1	6	9	10	8	7	10	2	1	0	0	0	0	54
	Total	0	20	86	118	77	38	69	68	31	15	1	1	0	0	524
Estonia	F	0	0	1	1	0	0	0	0	0	0	0	0	0	0	2
	Total	0	0	1	1	0	0	0	0	0	0	0	0	0	0	2
Ethiopia	F	0	0	1	0	0	0	0	0	0	0	0	0	0	0	1
	Total	0	0	1	0	0	0	0	0	0	0	0	0	0	0	1
Finland	F	0	0	3	2	2	5	0	0	1	1	2	0	0	0	16
	Total	0	0	3	2	2	5	0	0	1	1	2	0	0	0	16
France	F	0	0	0	5	8	8	6	2	2	1	0	0	0	0	32
	M	0	0	0	0	0	1	1	0	0	0	0	0	0	0	2
	Total	0	0	0	5	8	9	7	2	2	1	0	0	0	0	34
Gambia	F	0	0	0	0	1	0	0	0	0	0	0	0	0	0	1
	Total	0	0	0	0	1	0	0	0	0	0	0	0	0	0	1
Georgia	F	0	0	0	1	0	0	0	0	0	0	0	0	0	0	1
	Total	0	0	0	1	0	0	0	0	0	0	0	0	0	0	1
Germany	F	0	1	4	25	20	21	24	12	3	2	1	1	0	1	115
	M	0	0	2	0	0	0	1	1	0	0	0	0	0	0	4
	Total	0	1	6	25	20	21	25	13	3	2	1	1	0	1	119
Ghana	F	0	0	3	1	2	2	0	0	0	0	0	0	0	0	8
	M	0	0	1	1	0	0	1	1	1	0	0	0	0	0	5

Age, Gender and Nationality for all professions.

Male
Female

			20-24	25-29	30-34	35-39	40-44	45-49	50-54	55-59	60-64	65-69	70-74	75+	Unknow	Total
Ghana	Total	0	0	4	2	2	2	1	1	1	0	0	0	0	0	13
Greece	F	0	0	5	8	3	5	3	0	0	0	0	0	0	0	24
	M	0	0	0	2	2	2	0	0	0	0	0	0	0	0	6
	Total	0	0	5	10	5	7	3	0	0	0	0	0	0	0	30
Guernsey	F	0	0	0	0	0	0	0	1	0	0	0	0	0	0	1
	Total	0	0	0	0	0	0	0	1	0	0	0	0	0	0	1
Haiti	F	0	0	0	1	0	0	0	0	0	0	0	0	0	0	1
	Total	0	0	0	1	0	0	0	0	0	0	0	0	0	0	1
Hong Kong	F	0	0	2	0	2	1	0	0	0	0	0	0	0	0	5
	M	0	0	1	0	0	0	0	1	0	0	0	0	0	0	2
	Total	0	0	3	0	2	1	0	1	0	0	0	0	0	0	7
Hungary	F	0	0	0	2	1	0	0	0	0	0	0	0	0	0	3
	M	0	0	0	0	0	0	0	0	0	1	0	0	0	0	1
	Total	0	0	0	2	1	0	0	0	0	1	0	0	0	0	4
Iceland	F	0	0	0	0	1	0	0	0	0	0	0	0	0	0	1
	Total	0	0	0	0	1	0	0	0	0	0	0	0	0	0	1
India	F	0	0	11	49	54	14	9	2	1	1	2	1	0	0	144
	M	0	0	4	29	54	16	2	3	1	2	1	0	0	0	112
	Total	0	0	15	78	108	30	11	5	2	3	3	1	0	0	256
Indonesia	M	0	0	0	0	1	0	0	0	0	0	0	0	0	0	1

Age, Gender and Nationality for all professions.

Male
Female

			20-24	25-29	30-34	35-39	40-44	45-49	50-54	55-59	60-64	65-69	70-74	75+	Unknow	Total
Indonesia	Total	0	0	0	0	1	0	0	0	0	0	0	0	0	0	1
Iran	F	0	0	0	0	0	0	2	1	1	0	0	0	0	0	4
	M	0	0	0	0	0	0	1	0	0	0	0	0	0	0	1
	Total	0	0	0	0	0	0	3	1	1	0	0	0	0	0	5
Ireland	F	0	116	435	227	106	61	37	25	16	7	0	0	0	0	1,030
	M	0	3	29	18	11	8	4	8	0	1	0	0	0	0	82
	Total	0	119	464	245	117	69	41	33	16	8	0	0	0	0	1,112
Israel	F	0	0	1	1	3	3	1	0	0	1	0	0	0	0	10
	M	0	0	0	0	1	0	0	1	0	0	0	0	0	0	2
	Total	0	0	1	1	4	3	1	1	0	1	0	0	0	0	12
Italy	F	0	1	7	2	4	2	1	3	1	1	0	0	0	0	22
	M	0	0	2	0	1	0	0	1	1	0	0	0	0	0	5
	Total	0	1	9	2	5	2	1	4	2	1	0	0	0	0	27
Jamaica	F	0	0	0	0	0	1	0	0	1	0	0	0	0	0	2
	Total	0	0	0	0	0	1	0	0	1	0	0	0	0	0	2
Japan	F	0	0	0	0	5	2	1	1	1	1	0	0	0	0	11
	M	0	0	0	1	0	0	0	0	0	0	0	0	0	0	1
	Total	0	0	0	1	5	2	1	1	1	1	0	0	0	0	12
Jersey	F	0	0	1	0	0	0	0	0	0	0	0	0	0	0	1
	Total	0	0	1	0	0	0	0	0	0	0	0	0	0	0	1

Age, Gender and Nationality for all professions.

Male
Female

			20-24	25-29	30-34	35-39	40-44	45-49	50-54	55-59	60-64	65-69	70-74	75+	Unknow	Total
Jordan	F	0	0	0	0	0	1	1	0	0	0	0	0	0	0	2
	Total	0	0	0	0	0	1	1	0	0	0	0	0	0	0	2
Kazakhstan	F	0	0	0	1	0	1	0	2	0	0	0	0	0	0	4
	Total	0	0	0	1	0	1	0	2	0	0	0	0	0	0	4
Kenya	F	0	0	3	2	1	3	1	2	0	1	0	0	0	0	13
	M	0	0	0	0	2	5	3	3	0	0	1	0	0	0	14
	Total	0	0	3	2	3	8	4	5	0	1	1	0	0	0	27
Kuwait	M	0	0	0	0	0	1	0	0	0	0	0	0	0	0	1
	Total	0	0	0	0	0	1	0	0	0	0	0	0	0	0	1
Lao People's Democratic Republic	F	0	0	0	1	0	0	0	0	0	0	0	0	0	0	1
	Total	0	0	0	1	0	0	0	0	0	0	0	0	0	0	1
Latvia	F	0	1	2	3	0	0	0	0	0	0	0	0	0	0	6
	Total	0	1	2	3	0	0	0	0	0	0	0	0	0	0	6
Lesotho	F	0	0	0	0	0	1	0	0	0	0	0	0	0	0	1
	Total	0	0	0	0	0	1	0	0	0	0	0	0	0	0	1
Lithuania	F	0	0	7	5	4	0	0	0	0	0	0	0	0	0	16
	M	0	0	0	1	0	0	0	0	0	0	0	0	0	0	1
	Total	0	0	7	6	4	0	0	0	0	0	0	0	0	0	17
Macedonia	F	0	0	0	0	1	0	0	0	0	0	0	0	0	0	1
	Total	0	0	0	0	1	0	0	0	0	0	0	0	0	0	1

Age, Gender and Nationality for all professions.

Male
Female

			20-24	25-29	30-34	35-39	40-44	45-49	50-54	55-59	60-64	65-69	70-74	75+	Unknow	Total
Malawi	F	0	0	1	0	1	0	0	0	0	0	0	0	0	0	2
	Total	0	0	1	0	1	0	0	0	0	0	0	0	0	0	2
Malaysia	F	0	0	1	1	1	0	1	1	0	1	1	0	0	0	7
	Total	0	0	1	1	1	0	1	1	0	1	1	0	0	0	7
Malta	F	0	0	2	3	1	3	1	1	2	0	0	0	0	0	13
	M	0	0	0	0	0	2	0	0	0	0	0	0	0	0	2
	Total	0	0	2	3	1	5	1	1	2	0	0	0	0	0	15
Mauritius	F	0	0	1	1	0	0	0	0	0	0	0	0	0	0	2
	M	0	0	0	0	0	0	0	0	0	1	0	0	0	0	1
	Total	0	0	1	1	0	0	0	0	0	1	0	0	0	0	3
Mexico	F	0	0	0	1	0	0	0	0	0	0	0	0	0	0	1
	Total	0	0	0	1	0	0	0	0	0	0	0	0	0	0	1
Namibia	F	0	0	0	0	2	0	0	0	0	0	0	0	0	0	2
	Total	0	0	0	0	2	0	0	0	0	0	0	0	0	0	2
Nepal	F	0	0	1	1	1	0	0	0	0	0	0	0	0	0	3
	Total	0	0	1	1	1	0	0	0	0	0	0	0	0	0	3
Netherlands	F	0	0	3	3	9	3	8	5	4	1	0	0	0	0	36
	Total	0	0	3	3	9	3	8	5	4	1	0	0	0	0	36
New Zealand	F	0	5	35	24	26	23	17	8	3	6	1	0	0	0	148
	M	0	0	1	0	3	0	3	0	0	0	0	0	0	0	7

Age, Gender and Nationality for all professions.

Male
Female

			20-24	25-29	30-34	35-39	40-44	45-49	50-54	55-59	60-64	65-69	70-74	75+	Unknow	Total
New Zealand	Total	0	5	36	24	29	23	20	8	3	6	1	0	0	0	155
Nigeria	F	0	1	1	5	2	4	3	1	1	2	0	0	0	0	20
	M	0	0	1	0	0	2	0	0	0	0	0	0	0	0	3
	Total	0	1	2	5	2	6	3	1	1	2	0	0	0	0	23
Norway	F	0	0	1	2	0	3	1	2	0	0	1	0	0	0	10
	M	0	0	0	0	0	0	0	0	1	0	0	0	0	0	1
	Total	0	0	1	2	0	3	1	2	1	0	1	0	0	0	11
Pakistan	F	0	0	1	0	2	2	0	0	0	0	0	0	0	0	5
	Total	0	0	1	0	2	2	0	0	0	0	0	0	0	0	5
Palestine	F	0	0	0	0	0	1	0	0	0	0	0	0	0	0	1
	Total	0	0	0	0	0	1	0	0	0	0	0	0	0	0	1
Philippines	F	0	0	0	6	72	18	1	0	0	0	0	0	0	0	97
	M	0	0	0	3	18	11	1	0	0	0	0	0	0	0	33
	Total	0	0	0	9	90	29	2	0	0	0	0	0	0	0	130
Poland	F	0	1	4	13	13	1	1	1	0	0	0	0	0	0	34
	Total	0	1	4	13	13	1	1	1	0	0	0	0	0	0	34
Portugal	F	0	2	8	8	5	4	0	0	1	1	0	0	0	0	29
	M	0	0	0	0	1	0	0	0	0	0	0	0	0	0	1
	Total	0	2	8	8	6	4	0	0	1	1	0	0	0	0	30
Qatar	F	0	0	1	0	0	0	0	0	0	0	0	0	0	0	1

Age, Gender and Nationality for all professions.

Male
Female

			20-24	25-29	30-34	35-39	40-44	45-49	50-54	55-59	60-64	65-69	70-74	75+	Unknow	Total
Qatar	Total	0	0	1	0	0	0	0	0	0	0	0	0	0	0	1
Romania	F	0	0	0	1	2	0	1	0	0	0	0	0	0	0	4
	Total	0	0	0	1	2	0	1	0	0	0	0	0	0	0	4
Russia	F	0	0	0	0	0	0	1	1	0	0	0	0	0	0	2
	Total	0	0	0	0	0	0	1	1	0	0	0	0	0	0	2
Rwanda	F	0	0	1	0	0	0	0	0	0	0	0	0	0	0	1
	Total	0	0	1	0	0	0	0	0	0	0	0	0	0	0	1
Saudi Arabia	F	0	0	1	0	1	1	0	0	0	0	0	0	0	0	3
	M	0	0	1	1	0	0	0	0	0	0	0	0	0	0	2
	Total	0	0	2	1	1	1	0	0	0	0	0	0	0	0	5
Scotland	F	0	31	83	73	15	9	7	10	4	3	1	0	0	0	236
	M	0	1	0	2	2	2	4	3	2	0	0	0	0	0	16
	Total	0	32	83	75	17	11	11	13	6	3	1	0	0	0	252
Sierra Leone	F	0	0	1	0	0	1	0	1	0	0	0	0	0	0	3
	Total	0	0	1	0	0	1	0	1	0	0	0	0	0	0	3
Singapore	F	0	0	1	2	4	1	0	1	0	0	0	0	0	0	9
	Total	0	0	1	2	4	1	0	1	0	0	0	0	0	0	9
Slovakia	F	0	0	0	0	3	0	0	0	0	0	0	0	0	0	3
	Total	0	0	0	0	3	0	0	0	0	0	0	0	0	0	3
Slovenia	F	0	0	0	2	1	0	0	0	0	0	0	0	0	0	3

Age, Gender and Nationality for all professions.

Male
Female

			20-24	25-29	30-34	35-39	40-44	45-49	50-54	55-59	60-64	65-69	70-74	75+	Unknow	Total
Slovenia	Total	0	0	0	2	1	0	0	0	0	0	0	0	0	0	3
Somalia	F	0	0	1	0	0	0	0	0	0	0	0	0	0	0	1
	Total	0	0	1	0	0	0	0	0	0	0	0	0	0	0	1
South Africa	F	0	3	33	82	138	99	35	12	5	6	1	0	0	0	414
	M	0	0	0	0	2	5	0	0	0	0	0	0	0	0	7
	Total	0	3	33	82	140	104	35	12	5	6	1	0	0	0	421
Spain	F	0	0	5	12	15	5	4	2	1	0	0	0	0	0	44
	M	0	0	2	4	3	2	0	1	0	0	0	0	0	0	12
	Total	0	0	7	16	18	7	4	3	1	0	0	0	0	0	56
Sri Lanka	F	0	0	0	1	2	2	0	1	0	0	0	0	0	0	6
	M	0	0	0	0	0	0	1	0	0	1	0	0	0	0	2
	Total	0	0	0	1	2	2	1	1	0	1	0	0	0	0	8
St Vincent	M	0	0	0	0	1	0	0	0	0	0	0	0	0	0	1
	Total	0	0	0	0	1	0	0	0	0	0	0	0	0	0	1
Swaziland	F	0	0	0	0	0	0	0	1	0	0	0	0	0	0	1
	M	0	0	0	0	1	0	0	0	0	0	0	0	0	0	1
	Total	0	0	0	0	1	0	0	1	0	0	0	0	0	0	2
Sweden	F	0	0	1	5	2	5	1	4	1	2	1	0	1	0	23
	M	0	0	0	1	0	0	1	2	0	0	0	0	0	0	4
	Total	0	0	1	6	2	5	2	6	1	2	1	0	1	0	27

Age, Gender and Nationality for all professions.

Male
Female

			20-24	25-29	30-34	35-39	40-44	45-49	50-54	55-59	60-64	65-69	70-74	75+	Unknow	Total
Switzerland	F	0	0	0	0	1	2	0	0	1	0	0	0	0	0	4
	M	0	0	0	0	0	0	0	0	0	1	0	0	0	0	1
	Total	0	0	0	0	1	2	0	0	1	1	0	0	0	0	5
Syria	F	0	0	0	1	0	0	0	0	0	0	0	0	0	0	1
	Total	0	0	0	1	0	0	0	0	0	0	0	0	0	0	1
Tanzania	F	0	0	1	0	0	0	0	0	1	0	0	0	0	0	2
	Total	0	0	1	0	0	0	0	0	1	0	0	0	0	0	2
Trinidad and Tobago	F	0	0	5	1	0	0	1	0	0	0	0	0	0	0	7
	M	0	0	0	0	1	0	0	0	0	0	0	0	0	0	1
	Total	0	0	5	1	1	0	1	0	0	0	0	0	0	0	8
Turkey	F	0	0	0	0	0	0	0	1	0	0	0	0	0	0	1
	Total	0	0	0	0	0	0	0	1	0	0	0	0	0	0	1
Uganda	F	0	0	0	0	1	2	0	2	1	0	0	0	0	0	6
	M	0	0	0	0	1	1	0	0	0	0	0	0	0	0	2
	Total	0	0	0	0	2	3	0	2	1	0	0	0	0	0	8
Ukraine	F	0	1	2	0	0	0	1	1	0	0	0	0	0	0	5
	Total	0	1	2	0	0	0	1	1	0	0	0	0	0	0	5
United Arab Emirates	F	0	0	0	1	0	0	0	0	0	0	0	0	0	0	1
	Total	0	0	0	1	0	0	0	0	0	0	0	0	0	0	1
United Kingdom	F	0	918	3,142	4,117	4,324	4,366	3,186	2,510	1,537	707	171	13	1	2	24,994

Age, Gender and Nationality for all professions.

Male
Female


			20-24	25-29	30-34	35-39	40-44	45-49	50-54	55-59	60-64	65-69	70-74	75+	Unknow	Total
United Kingdom	M	0	28	126	235	298	342	359	309	188	58	16	4	0	0	1,963
	U	0	0	0	0	2	2	0	0	1	0	0	0	0	0	5
	Total	0	946	3,268	4,352	4,624	4,710	3,545	2,819	1,726	765	187	17	1	2	26,962
United States of America	F	0	0	18	15	23	24	10	22	3	3	0	0	0	0	118
	M	0	0	0	1	0	2	2	2	1	1	0	0	0	0	9
	Total	0	0	18	16	23	26	12	24	4	4	0	0	0	0	127
Unknown	F	0	0	0	0	2	5	906	1,441	1,044	445	116	17	5	39	4,020
	M	0	0	0	0	0	1	13	74	61	27	9	2	0	0	187
	Total	0	0	0	0	2	6	919	1,515	1,105	472	125	19	5	39	4,207
Uruguay	F	0	0	0	0	1	0	0	0	0	0	0	0	0	0	1
	Total	0	0	0	0	1	0	0	0	0	0	0	0	0	0	1
Venezuela	M	0	0	0	0	1	0	0	0	0	0	0	0	0	0	1
	Total	0	0	0	0	1	0	0	0	0	0	0	0	0	0	1
Wales	F	0	2	32	38	16	14	8	6	3	1	0	0	0	1	121
	M	0	1	0	2	3	2	0	1	0	0	0	0	0	0	9
	Total	0	3	32	40	19	16	8	7	3	1	0	0	0	1	130
West Indies	F	0	0	0	0	0	0	0	0	0	1	0	0	0	0	1
	Total	0	0	0	0	0	0	0	0	0	1	0	0	0	0	1
Zambia	F	0	0	1	0	0	0	0	0	0	0	0	0	0	0	1
	Total	0	0	1	0	0	0	0	0	0	0	0	0	0	0	1

Age, Gender and Nationality for all professions.

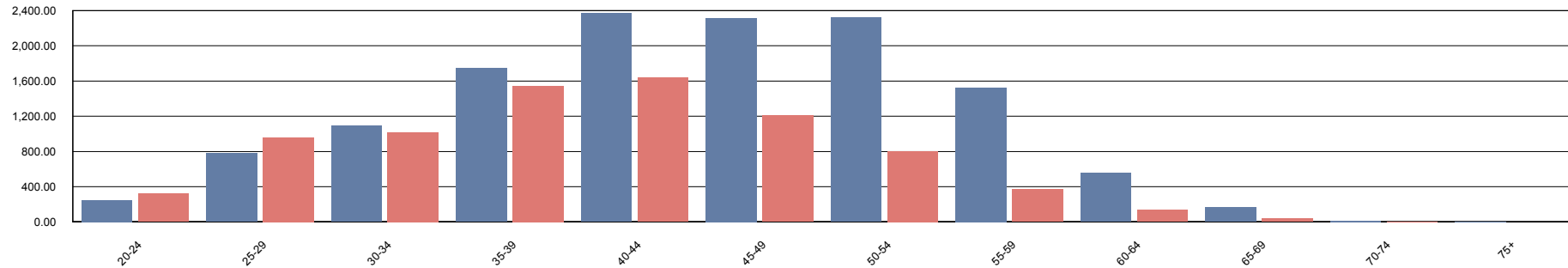
Male
Female

			20-24	25-29	30-34	35-39	40-44	45-49	50-54	55-59	60-64	65-69	70-74	75+	Unknow	Total
Zimbabwe	F	0	1	12	9	20	17	9	3	1	0	0	0	0	0	72
	M	0	0	0	4	10	4	3	2	0	0	0	0	0	0	23
	Total	0	1	12	13	30	21	12	5	1	0	0	0	0	0	95
Total		0	1,150	4,403	5,384	5,587	5,299	4,805	4,595	2,943	1,311	330	39	7	43	35,896

PA



Volume



		20-24	25-29	30-34	35-39	40-44	45-49	50-54	55-59	60-64	65-69	70-74	75+	Total
Australia	F	30	24	4	3	3	0	0	0	0	0	0	0	64
	M	26	25	12	9	7	5	4	0	0	0	0	0	88
	Total	56	49	16	12	10	5	4	0	0	0	0	0	152
Belgium	F	0	0	1	0	0	0	0	0	0	0	0	0	1
	M	0	0	0	0	1	0	0	0	0	0	0	0	1

Age, Gender and Nationality for all professions.

Male
 Female

		20-24	25-29	30-34	35-39	40-44	45-49	50-54	55-59	60-64	65-69	70-74	75+	Total
Belgium	Total	0	0	1	0	1	0	0	0	0	0	0	0	2
Brazil	F	0	0	1	0	0	0	0	0	0	0	0	0	1
	M	0	0	0	0	1	0	0	0	0	0	0	0	1
	Total	0	0	1	0	1	0	0	0	0	0	0	0	2
Cambodia	M	0	0	0	1	0	0	0	0	0	0	0	0	1
	Total	0	0	0	1	0	0	0	0	0	0	0	0	1
Canada	F	0	0	0	1	2	2	0	0	0	0	0	0	5
	M	0	1	1	0	1	1	0	1	0	0	0	0	5
	Total	0	1	1	1	3	3	0	1	0	0	0	0	10
Czech Republic	F	0	0	2	0	0	0	0	0	0	0	0	0	2
	M	0	1	0	1	0	0	0	0	0	0	0	0	2
	Total	0	1	2	1	0	0	0	0	0	0	0	0	4
Denmark	M	0	0	0	0	1	0	0	0	0	0	0	0	1
	Total	0	0	0	0	1	0	0	0	0	0	0	0	1
England	F	8	26	25	69	49	34	18	8	2	0	0	0	239
	M	2	25	39	82	78	80	34	8	5	1	0	0	354
	Total	10	51	64	151	127	114	52	16	7	1	0	0	593
Finland	F	1	0	0	0	1	0	0	0	0	0	0	0	2
	Total	1	0	0	0	1	0	0	0	0	0	0	0	2
France	F	0	1	0	0	2	1	0	0	0	0	0	0	4

Age, Gender and Nationality for all professions.

Male
 Female

		20-24	25-29	30-34	35-39	40-44	45-49	50-54	55-59	60-64	65-69	70-74	75+	Total
France	M	0	0	0	1	2	0	0	0	0	0	0	0	3
	Total	0	1	0	1	4	1	0	0	0	0	0	0	7
Germany	F	0	1	3	2	0	2	1	1	0	0	0	0	10
	M	1	0	1	6	9	0	1	0	0	0	0	0	18
	Total	1	1	4	8	9	2	2	1	0	0	0	0	28
Ghana	M	0	0	0	0	0	0	1	0	0	0	0	0	1
	Total	0	0	0	0	0	0	1	0	0	0	0	0	1
Greece	F	0	0	0	0	1	0	0	0	0	0	0	0	1
	Total	0	0	0	0	1	0	0	0	0	0	0	0	1
Hungary	F	0	1	0	0	0	0	0	0	0	0	0	0	1
	M	0	1	1	0	1	1	0	0	0	0	0	0	4
	Total	0	2	1	0	1	1	0	0	0	0	0	0	5
Iceland	M	0	1	0	0	0	0	0	0	0	0	0	0	1
	Total	0	1	0	0	0	0	0	0	0	0	0	0	1
Ireland	F	2	5	9	11	13	7	6	2	0	0	0	0	55
	M	2	6	18	22	28	24	9	3	1	0	0	0	113
	Total	4	11	27	33	41	31	15	5	1	0	0	0	168
Isle of Man	F	0	0	0	0	2	0	0	0	0	0	0	0	2
	M	0	0	1	1	0	0	0	0	0	0	0	0	2
	Total	0	0	1	1	2	0	0	0	0	0	0	0	4

Age, Gender and Nationality for all professions.

Male
Female

		20-24	25-29	30-34	35-39	40-44	45-49	50-54	55-59	60-64	65-69	70-74	75+	Total
Italy	F	0	1	0	2	0	0	0	0	0	0	0	0	3
	M	0	0	1	2	3	2	0	2	0	0	0	0	10
	Total	0	1	1	4	3	2	0	2	0	0	0	0	13
Jersey	F	0	0	0	0	1	0	0	0	0	0	0	0	1
	M	0	0	0	0	0	1	0	0	0	0	0	0	1
	Total	0	0	0	0	1	1	0	0	0	0	0	0	2
Jordan	F	0	0	0	1	0	0	0	0	0	0	0	0	1
	Total	0	0	0	1	0	0	0	0	0	0	0	0	1
Kazakhstan	F	0	0	0	0	1	0	0	0	0	0	0	0	1
	M	0	0	0	1	1	0	1	0	0	0	0	0	3
	Total	0	0	0	1	2	0	1	0	0	0	0	0	4
Latvia	M	0	0	0	0	1	0	0	0	0	0	0	0	1
	Total	0	0	0	0	1	0	0	0	0	0	0	0	1
Malta	F	0	0	0	0	0	0	0	1	0	0	0	0	1
	Total	0	0	0	0	0	0	0	1	0	0	0	0	1
Netherlands	F	0	2	0	1	0	0	0	0	0	0	0	0	3
	M	0	0	1	0	0	0	1	0	0	0	0	0	2
	Total	0	2	1	1	0	0	1	0	0	0	0	0	5
New Zealand	F	1	0	1	1	1	1	1	0	0	0	0	0	6
	M	1	3	0	3	2	1	1	2	0	0	0	0	13

Age, Gender and Nationality for all professions.

Male
Female

		20-24	25-29	30-34	35-39	40-44	45-49	50-54	55-59	60-64	65-69	70-74	75+	Total
New Zealand	Total	2	3	1	4	3	2	2	2	0	0	0	0	19
Norway	F	0	0	0	1	0	0	0	0	0	0	0	0	1
	M	0	1	0	0	0	0	0	0	0	0	0	0	1
	Total	0	1	0	1	0	0	0	0	0	0	0	0	2
Palestine	M	0	0	0	0	1	1	0	1	0	0	0	0	3
	Total	0	0	0	0	1	1	0	1	0	0	0	0	3
Poland	F	0	3	10	2	1	0	0	0	0	0	0	0	16
	M	0	10	19	12	4	0	0	0	0	0	0	0	45
	Total	0	13	29	14	5	0	0	0	0	0	0	0	61
Portugal	F	0	0	1	0	1	0	0	0	0	0	0	0	2
	M	0	0	0	1	1	0	0	1	0	0	0	0	3
	Total	0	0	1	1	2	0	0	1	0	0	0	0	5
Romania	M	0	0	0	0	0	1	0	0	0	0	0	0	1
	Total	0	0	0	0	0	1	0	0	0	0	0	0	1
Russia	F	0	0	0	1	0	0	0	0	0	0	0	0	1
	Total	0	0	0	1	0	0	0	0	0	0	0	0	1
Saudi Arabia	M	0	0	2	0	0	0	0	0	0	0	0	0	2
	Total	0	0	2	0	0	0	0	0	0	0	0	0	2
Scotland	F	0	0	4	11	20	10	1	1	0	0	0	0	47
	M	0	0	3	21	18	20	22	4	1	0	0	0	89

Age, Gender and Nationality for all professions.

Male
Female

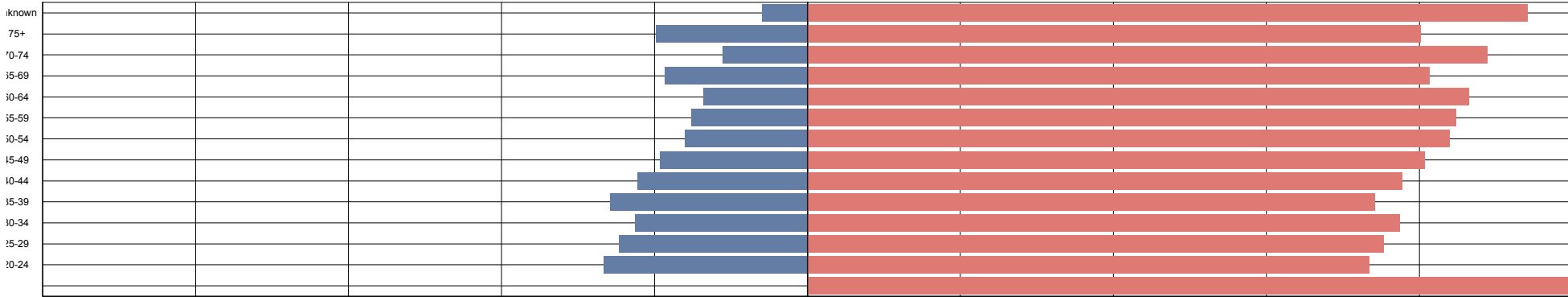
		20-24	25-29	30-34	35-39	40-44	45-49	50-54	55-59	60-64	65-69	70-74	75+	Total
Scotland	Total	0	0	7	32	38	30	23	5	1	0	0	0	136
Slovakia	F	0	2	0	3	0	0	0	0	0	0	0	0	5
	M	0	1	0	0	0	0	0	0	0	0	0	0	1
	Total	0	3	0	3	0	0	0	0	0	0	0	0	6
South Africa	F	0	0	1	6	1	1	0	0	0	0	0	0	9
	M	0	1	2	8	10	6	2	0	0	0	0	0	29
	Total	0	1	3	14	11	7	2	0	0	0	0	0	38
Spain	F	0	0	0	0	2	0	0	0	0	0	0	0	2
	Total	0	0	0	0	2	0	0	0	0	0	0	0	2
Sri Lanka	M	0	0	0	0	0	0	0	0	1	0	0	0	1
	Total	0	0	0	0	0	0	0	0	1	0	0	0	1
Sweden	F	0	0	0	0	1	0	1	0	0	0	0	0	2
	Total	0	0	0	0	1	0	1	0	0	0	0	0	2
Trinidad and Tobago	M	0	0	0	0	0	0	0	1	0	0	0	0	1
	Total	0	0	0	0	0	0	0	1	0	0	0	0	1
Ukraine	F	0	1	0	0	0	0	0	0	0	0	0	0	1
	M	0	0	1	0	0	0	0	0	0	0	0	0	1
	Total	0	1	1	0	0	0	0	0	0	0	0	0	2
United Kingdom	F	277	888	948	1,424	1,528	1,146	773	355	134	35	5	2	7,515
	M	210	694	980	1,554	2,181	2,156	2,231	1,501	543	163	15	6	12,234

Age, Gender and Nationality for all professions.

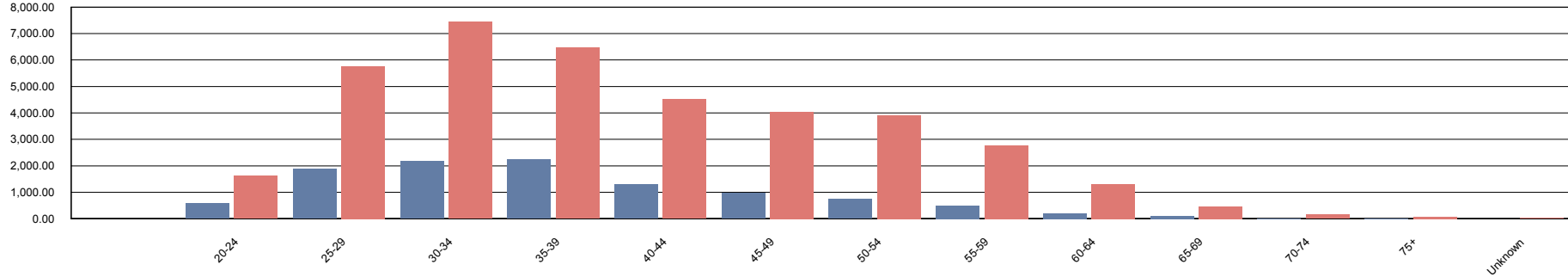
Male
 Female

		20-24	25-29	30-34	35-39	40-44	45-49	50-54	55-59	60-64	65-69	70-74	75+	Total
United Kingdom	U	0	0	0	0	0	0	0	1	0	0	0	0	1
	Total	487	1,582	1,928	2,978	3,709	3,302	3,004	1,857	677	198	20	8	19,750
United States of America	F	0	1	1	0	1	3	1	0	0	0	0	0	7
	M	0	1	1	2	6	4	3	0	1	0	0	0	18
	Total	0	2	2	2	7	7	4	0	1	0	0	0	25
Unknown	M	0	0	0	0	0	1	0	0	0	0	0	0	1
	Total	0	0	0	0	0	1	0	0	0	0	0	0	1
Wales	F	2	5	5	5	8	4	1	0	0	0	0	0	30
	M	5	5	8	17	14	11	7	1	0	0	0	0	68
	Total	7	10	13	22	22	15	8	1	0	0	0	0	98
Zimbabwe	F	0	0	0	1	1	0	0	0	0	0	0	0	2
	M	0	0	1	1	1	1	0	0	0	0	0	0	4
	Total	0	0	1	2	2	1	0	0	0	0	0	0	6
Total		568	1,737	2,108	3,290	4,012	3,527	3,120	1,894	688	199	20	8	21,171

PH



Volume



			20-24	25-29	30-34	35-39	40-44	45-49	50-54	55-59	60-64	65-69	70-74	75+	Unknow	Total
Afghanistan	M	0	0	1	0	2	0	1	0	0	0	0	0	0	0	4
	Total	0	0	1	0	2	0	1	0	0	0	0	0	0	0	4
Albania	M	0	0	0	0	0	0	1	0	0	0	0	0	0	0	1
	Total	0	0	0	0	0	0	1	0	0	0	0	0	0	0	1
Argentina	F	0	0	0	1	0	0	0	0	0	0	0	0	0	0	1

Age, Gender and Nationality for all professions.

Male
Female

			20-24	25-29	30-34	35-39	40-44	45-49	50-54	55-59	60-64	65-69	70-74	75+	Unknow	Total
Argentina	Total	0	0	0	1	0	0	0	0	0	0	0	0	0	0	1
Australia	F	0	10	190	118	88	62	31	14	5	7	5	1	1	0	532
	M	0	2	105	50	59	42	21	7	3	4	3	0	0	0	296
	U	0	0	0	0	0	1	0	0	0	0	0	0	0	0	1
	Total	0	12	295	168	147	105	52	21	8	11	8	1	1	0	829
Austria	F	0	0	1	5	2	5	2	1	0	0	0	0	0	0	16
	M	0	0	0	0	1	0	1	0	0	0	0	0	0	0	2
	Total	0	0	1	5	3	5	3	1	0	0	0	0	0	0	18
Bahrain	F	0	0	1	1	1	0	0	0	0	1	0	0	0	0	4
	M	0	1	0	0	0	0	0	0	0	0	0	0	0	0	1
	Total	0	1	1	1	1	0	0	0	0	1	0	0	0	0	5
Bangladesh	F	0	0	0	4	1	0	0	0	1	0	0	0	0	0	6
	M	0	0	0	4	6	0	0	0	0	0	0	0	0	0	10
	Total	0	0	0	8	7	0	0	0	1	0	0	0	0	0	16
Barbados	F	0	0	1	0	0	0	0	0	0	0	0	0	0	0	1
	Total	0	0	1	0	0	0	0	0	0	0	0	0	0	0	1
Belgium	F	0	1	2	3	2	5	6	4	2	0	0	0	0	0	25
	M	0	0	1	1	0	5	1	0	1	2	0	0	0	0	11
	Total	0	1	3	4	2	10	7	4	3	2	0	0	0	0	36
Bermuda	F	0	0	1	1	0	0	0	0	0	0	0	0	0	0	2

Age, Gender and Nationality for all professions.

Male
Female

			20-24	25-29	30-34	35-39	40-44	45-49	50-54	55-59	60-64	65-69	70-74	75+	Unknow	Total
Bermuda	M	0	0	0	0	0	1	0	0	0	0	0	0	0	0	1
	Total	0	0	1	1	0	1	0	0	0	0	0	0	0	0	3
Bosnia and Herzegovina	M	0	0	0	0	1	0	0	0	0	0	0	0	0	0	1
	Total	0	0	0	0	1	0	0	0	0	0	0	0	0	0	1
Brazil	F	0	0	1	5	5	8	2	3	1	0	0	0	0	0	25
	M	0	0	1	3	2	1	1	0	0	0	0	0	0	0	8
	Total	0	0	2	8	7	9	3	3	1	0	0	0	0	0	33
Brunei Darussalam	F	0	1	1	0	0	0	0	0	0	0	0	0	0	0	2
	Total	0	1	1	0	0	0	0	0	0	0	0	0	0	0	2
Bulgaria	F	0	0	5	4	2	6	3	2	0	2	0	0	0	0	24
	M	0	0	0	4	3	2	1	1	0	0	0	0	0	0	11
	Total	0	0	5	8	5	8	4	3	0	2	0	0	0	0	35
Burma	F	0	0	1	0	1	0	0	0	0	0	1	0	0	0	3
	M	0	0	0	0	0	0	0	0	0	0	1	0	0	0	1
	Total	0	0	1	0	1	0	0	0	0	0	2	0	0	0	4
Cameroon	F	0	0	0	0	1	0	0	0	0	0	0	0	0	0	1
	Total	0	0	0	0	1	0	0	0	0	0	0	0	0	0	1
Canada	F	0	2	10	16	16	14	9	4	5	3	0	0	0	0	79
	M	0	0	3	3	2	3	6	2	2	0	0	0	0	0	21
	Total	0	2	13	19	18	17	15	6	7	3	0	0	0	0	100

Age, Gender and Nationality for all professions.

Male
Female

			20-24	25-29	30-34	35-39	40-44	45-49	50-54	55-59	60-64	65-69	70-74	75+	Unknow	Total
Cayman Islands	M	0	0	0	0	1	0	0	0	0	0	0	0	0	0	1
	Total	0	0	0	0	1	0	0	0	0	0	0	0	0	0	1
Chile	F	0	0	1	0	1	0	0	1	0	0	0	0	0	0	3
	Total	0	0	1	0	1	0	0	1	0	0	0	0	0	0	3
China	F	0	3	2	5	4	2	3	1	1	0	0	0	0	0	21
	M	0	2	1	1	6	0	2	0	0	0	0	0	0	0	12
	Total	0	5	3	6	10	2	5	1	1	0	0	0	0	0	33
Colombia	F	0	0	0	2	9	5	1	1	0	0	0	0	0	0	18
	M	0	0	0	0	1	0	0	0	0	0	0	0	0	0	1
	Total	0	0	0	2	10	5	1	1	0	0	0	0	0	0	19
Congo	F	0	0	0	0	1	0	0	0	0	0	0	0	0	0	1
	Total	0	0	0	0	1	0	0	0	0	0	0	0	0	0	1
Croatia	F	0	0	0	1	5	3	0	0	0	0	0	0	0	0	9
	M	0	0	0	0	2	0	0	0	0	0	0	0	0	0	2
	Total	0	0	0	1	7	3	0	0	0	0	0	0	0	0	11
Cyprus	F	0	2	0	1	0	0	0	0	0	0	0	0	0	0	3
	M	0	0	5	3	3	2	0	0	0	0	0	0	0	0	13
	Total	0	2	5	4	3	2	0	0	0	0	0	0	0	0	16
Czech Republic	F	0	0	3	3	19	8	1	0	0	0	0	0	0	0	34
	M	0	0	1	1	1	0	0	0	0	0	0	0	0	0	3

Age, Gender and Nationality for all professions.

Male
Female

			20-24	25-29	30-34	35-39	40-44	45-49	50-54	55-59	60-64	65-69	70-74	75+	Unknow	Total
Czech Republic	Total	0	0	4	4	20	8	1	0	0	0	0	0	0	0	37
Denmark	F	0	0	2	6	6	6	7	7	2	0	1	0	0	0	37
	M	0	0	0	0	1	1	1	0	0	2	0	0	0	0	5
	Total	0	0	2	6	7	7	8	7	2	2	1	0	0	0	42
Ecuador	F	0	0	0	0	0	1	0	0	0	0	0	0	0	0	1
	Total	0	0	0	0	0	1	0	0	0	0	0	0	0	0	1
Egypt	F	0	0	0	0	1	0	3	0	1	0	0	0	0	0	5
	M	0	0	1	3	7	3	0	1	0	2	0	0	0	0	17
	Total	0	0	1	3	8	3	3	1	1	2	0	0	0	0	22
England	F	0	49	125	158	69	37	32	33	21	8	1	1	0	0	534
	M	0	21	60	66	32	23	17	6	6	6	0	0	0	0	237
	Total	0	70	185	224	101	60	49	39	27	14	1	1	0	0	771
Eritrea	M	0	0	0	1	0	0	0	0	0	0	0	0	0	0	1
	Total	0	0	0	1	0	0	0	0	0	0	0	0	0	0	1
Estonia	F	0	1	5	2	0	0	0	0	0	0	0	0	0	0	8
	Total	0	1	5	2	0	0	0	0	0	0	0	0	0	0	8
Ethiopia	F	0	0	0	1	0	0	0	0	0	0	0	0	0	0	1
	M	0	0	0	0	0	0	0	1	0	0	0	0	0	0	1
	Total	0	0	0	1	0	0	0	1	0	0	0	0	0	0	2
Finland	F	0	0	1	1	4	1	1	2	2	0	1	0	0	0	13

Age, Gender and Nationality for all professions.

Male
Female

			20-24	25-29	30-34	35-39	40-44	45-49	50-54	55-59	60-64	65-69	70-74	75+	Unknow	Total
Finland	M	0	0	0	0	0	0	2	1	0	0	0	0	0	0	3
	Total	0	0	1	1	4	1	3	3	2	0	1	0	0	0	16
France	F	0	2	6	7	6	6	7	2	2	0	0	0	0	0	38
	M	0	1	9	8	3	3	1	4	1	2	1	0	0	0	33
	Total	0	3	15	15	9	9	8	6	3	2	1	0	0	0	71
Germany	F	0	1	18	16	20	31	26	18	11	3	0	1	0	0	145
	M	0	2	2	0	3	3	2	1	0	0	0	0	0	0	13
	Total	0	3	20	16	23	34	28	19	11	3	0	1	0	0	158
Ghana	F	0	0	0	2	0	0	0	0	1	0	0	0	0	0	3
	M	0	0	0	3	0	0	0	0	1	0	0	0	0	0	4
	Total	0	0	0	5	0	0	0	0	2	0	0	0	0	0	7
Gibraltar	F	0	1	0	0	0	0	1	0	0	0	0	0	0	0	2
	Total	0	1	0	0	0	0	1	0	0	0	0	0	0	0	2
Greece	F	0	0	27	20	14	11	1	1	2	0	1	0	0	0	77
	M	0	1	29	30	23	13	9	1	0	0	0	0	0	0	106
	Total	0	1	56	50	37	24	10	2	2	0	1	0	0	0	183
Guernsey	F	0	0	0	0	0	0	1	0	0	0	0	0	0	0	1
	Total	0	0	0	0	0	0	1	0	0	0	0	0	0	0	1
Guyana	M	0	0	0	0	0	0	0	1	0	0	0	0	0	0	1
	Total	0	0	0	0	0	0	0	1	0	0	0	0	0	0	1

Age, Gender and Nationality for all professions.

Male
Female

			20-24	25-29	30-34	35-39	40-44	45-49	50-54	55-59	60-64	65-69	70-74	75+	Unknow	Total
Hong Kong	F	0	2	1	1	2	2	2	3	1	0	0	0	0	0	14
	M	0	0	2	1	0	0	2	1	0	0	0	0	0	0	6
	Total	0	2	3	2	2	2	4	4	1	0	0	0	0	0	20
Hungary	F	0	0	7	14	11	10	3	1	0	1	0	0	0	0	47
	M	0	0	2	2	1	1	0	0	0	0	0	0	0	0	6
	Total	0	0	9	16	12	11	3	1	0	1	0	0	0	0	53
Iceland	F	0	0	0	0	1	0	0	0	0	0	0	0	0	0	1
	M	0	0	0	0	0	0	0	0	0	1	0	0	0	0	1
	Total	0	0	0	0	1	0	0	0	0	1	0	0	0	0	2
India	F	0	1	130	292	329	83	13	9	1	3	3	0	0	0	864
	M	0	0	55	152	428	126	9	5	1	0	1	0	0	0	777
	Total	0	1	185	444	757	209	22	14	2	3	4	0	0	0	1,641
Iran	F	0	0	1	0	1	1	1	2	1	0	0	0	0	0	7
	M	0	0	1	1	1	1	5	1	0	0	0	0	0	0	10
	Total	0	0	2	1	2	2	6	3	1	0	0	0	0	0	17
Iraq	F	0	0	0	0	0	0	1	0	0	0	0	0	0	0	1
	M	0	0	0	0	0	1	0	0	0	0	0	0	0	0	1
	Total	0	0	0	0	0	1	1	0	0	0	0	0	0	0	2
Ireland	F	0	86	375	272	156	82	54	37	11	3	1	1	0	0	1,078
	M	0	38	154	137	67	29	11	7	2	0	1	0	0	0	446

Age, Gender and Nationality for all professions.

Male
Female

			20-24	25-29	30-34	35-39	40-44	45-49	50-54	55-59	60-64	65-69	70-74	75+	Unknow	Total
Ireland	Total	0	124	529	409	223	111	65	44	13	3	2	1	0	0	1,524
Isle of Man	F	0	0	1	1	0	0	0	1	0	0	0	0	0	0	3
	M	0	0	1	1	0	0	0	0	0	0	0	0	0	0	2
	Total	0	0	2	2	0	0	0	1	0	0	0	0	0	0	5
Israel	F	0	0	0	7	2	4	3	3	0	0	0	0	0	0	19
	M	0	0	0	2	1	0	2	0	0	0	0	0	0	0	5
	Total	0	0	0	9	3	4	5	3	0	0	0	0	0	0	24
Italy	F	0	1	8	20	17	8	3	2	1	0	0	0	0	0	60
	M	0	1	26	32	22	3	4	0	0	0	0	0	0	0	88
	Total	0	2	34	52	39	11	7	2	1	0	0	0	0	0	148
Jamaica	F	0	0	0	0	2	4	1	0	0	1	1	0	0	0	9
	M	0	0	0	0	0	0	2	0	0	0	0	0	0	0	2
	Total	0	0	0	0	2	4	3	0	0	1	1	0	0	0	11
Japan	F	0	0	0	2	4	2	0	1	0	0	0	0	0	0	9
	M	0	0	0	0	1	3	0	1	0	0	0	0	0	0	5
	Total	0	0	0	2	5	5	0	2	0	0	0	0	0	0	14
Jersey	F	0	0	1	0	0	0	0	0	0	0	0	0	0	0	1
	M	0	0	0	1	0	0	0	0	0	0	0	0	0	0	1
	Total	0	0	1	1	0	0	0	0	0	0	0	0	0	0	2
Jordan	F	0	0	2	1	2	0	0	0	0	0	0	0	0	0	5

Age, Gender and Nationality for all professions.

Male
Female

			20-24	25-29	30-34	35-39	40-44	45-49	50-54	55-59	60-64	65-69	70-74	75+	Unknow	Total
Jordan	M	0	0	0	1	0	0	0	2	0	0	0	0	0	0	3
	Total	0	0	2	2	2	0	0	2	0	0	0	0	0	0	8
Kazakhstan	F	0	0	0	4	0	0	0	1	0	0	0	0	0	0	5
	M	0	0	0	0	1	0	0	0	0	0	0	0	0	0	1
	Total	0	0	0	4	1	0	0	1	0	0	0	0	0	0	6
Kenya	F	0	1	2	4	4	3	2	1	0	0	1	0	0	0	18
	M	0	0	2	1	0	0	2	2	0	0	0	0	0	0	7
	Total	0	1	4	5	4	3	4	3	0	0	1	0	0	0	25
Korea	M	0	0	0	1	1	0	0	0	0	0	0	0	0	0	2
	Total	0	0	0	1	1	0	0	0	0	0	0	0	0	0	2
Lao People's Democratic Republic	F	0	0	0	1	0	0	0	0	0	0	0	0	0	0	1
	Total	0	0	0	1	0	0	0	0	0	0	0	0	0	0	1
Latvia	F	0	0	4	3	1	0	0	0	0	0	0	0	0	0	8
	M	0	0	1	0	0	0	0	0	0	0	0	0	0	0	1
	Total	0	0	5	3	1	0	0	0	0	0	0	0	0	0	9
Lebanon	F	0	0	0	1	2	0	0	0	0	0	0	0	0	0	3
	M	0	0	0	0	0	1	0	0	0	0	0	0	0	0	1
	Total	0	0	0	1	2	1	0	0	0	0	0	0	0	0	4
Libya	F	0	0	0	0	2	0	0	0	0	0	0	0	0	0	2
	M	0	0	0	1	1	0	0	0	0	0	0	0	0	0	2

Age, Gender and Nationality for all professions.

Male
Female

			20-24	25-29	30-34	35-39	40-44	45-49	50-54	55-59	60-64	65-69	70-74	75+	Unknow	Total
Libya	Total	0	0	0	1	3	0	0	0	0	0	0	0	0	0	4
Lithuania	F	0	0	7	8	1	0	0	2	0	0	0	0	0	0	18
	M	0	1	0	1	1	1	0	0	0	0	0	0	0	0	4
	Total	0	1	7	9	2	1	0	2	0	0	0	0	0	0	22
Luxembourg	M	0	0	1	0	0	0	0	0	0	0	0	0	0	0	1
	Total	0	0	1	0	0	0	0	0	0	0	0	0	0	0	1
Macedonia	M	0	0	0	0	0	0	1	0	0	0	0	0	0	0	1
	Total	0	0	0	0	0	0	1	0	0	0	0	0	0	0	1
Malaysia	F	0	3	5	3	4	4	2	1	1	1	0	0	0	0	24
	M	0	1	1	0	1	1	1	0	1	1	0	0	0	0	7
	Total	0	4	6	3	5	5	3	1	2	2	0	0	0	0	31
Maldives Islands	F	0	0	0	1	0	0	0	0	0	0	0	0	0	0	1
	Total	0	0	0	1	0	0	0	0	0	0	0	0	0	0	1
Malta	F	0	0	4	7	9	8	4	1	2	0	0	0	0	0	35
	M	0	0	0	1	6	2	0	2	0	0	0	0	0	0	11
	Total	0	0	4	8	15	10	4	3	2	0	0	0	0	0	46
Mauritania	F	0	0	0	0	0	1	0	0	0	0	0	0	0	0	1
	Total	0	0	0	0	0	1	0	0	0	0	0	0	0	0	1
Mauritius	F	0	1	1	2	2	0	0	0	1	0	0	0	0	0	7
	Total	0	1	1	2	2	0	0	0	1	0	0	0	0	0	7

Age, Gender and Nationality for all professions.

Male
Female

			20-24	25-29	30-34	35-39	40-44	45-49	50-54	55-59	60-64	65-69	70-74	75+	Unknow	Total
Mexico	F	0	0	0	1	2	0	0	0	0	0	0	0	0	0	3
	Total	0	0	0	1	2	0	0	0	0	0	0	0	0	0	3
Morocco	F	0	0	0	0	0	1	0	0	0	0	0	0	0	0	1
	Total	0	0	0	0	0	1	0	0	0	0	0	0	0	0	1
Namibia	F	0	2	0	0	2	0	0	0	0	0	0	0	0	0	4
	Total	0	2	0	0	2	0	0	0	0	0	0	0	0	0	4
Nepal	F	0	0	5	3	1	0	0	0	0	0	0	0	0	0	9
	M	0	1	0	1	1	0	0	1	0	0	0	0	0	0	4
	Total	0	1	5	4	2	0	0	1	0	0	0	0	0	0	13
Netherlands	F	0	3	11	7	9	33	35	20	15	2	1	0	0	0	136
	M	0	1	2	4	1	13	21	6	7	1	0	0	0	0	56
	Total	0	4	13	11	10	46	56	26	22	3	1	0	0	0	192
New Zealand	F	0	6	67	38	34	28	15	5	5	4	0	0	1	0	203
	M	0	0	20	13	26	17	4	8	5	1	1	0	0	0	95
	Total	0	6	87	51	60	45	19	13	10	5	1	0	1	0	298
Nigeria	F	0	0	10	17	25	16	4	1	5	3	0	0	0	0	81
	M	0	0	1	7	21	23	20	5	2	2	2	0	0	0	83
	Total	0	0	11	24	46	39	24	6	7	5	2	0	0	0	164
Norway	F	0	2	8	3	8	11	2	0	1	0	1	1	0	0	37
	M	0	2	7	1	2	2	1	0	0	3	0	0	0	0	18

Age, Gender and Nationality for all professions.

Male
Female

			20-24	25-29	30-34	35-39	40-44	45-49	50-54	55-59	60-64	65-69	70-74	75+	Unknow	Total
Norway	Total	0	4	15	4	10	13	3	0	1	3	1	1	0	0	55
Pakistan	F	0	1	6	5	5	5	1	0	0	0	0	0	0	0	23
	M	0	0	2	8	25	10	2	2	0	0	0	0	0	0	49
	Total	0	1	8	13	30	15	3	2	0	0	0	0	0	0	72
Palestine	M	0	0	0	0	0	0	0	0	1	0	0	0	0	0	1
	Total	0	0	0	0	0	0	0	0	1	0	0	0	0	0	1
Panama	F	0	0	0	0	0	0	0	1	0	0	0	0	0	0	1
	Total	0	0	0	0	0	0	0	1	0	0	0	0	0	0	1
Philippines	F	0	0	0	8	65	32	1	0	0	0	0	0	0	0	106
	M	0	0	0	4	21	27	1	0	0	0	0	0	0	0	53
	Total	0	0	0	12	86	59	2	0	0	0	0	0	0	0	159
Poland	F	0	0	48	131	61	34	12	9	5	0	0	1	0	0	301
	M	0	0	18	27	40	13	13	0	1	0	0	0	0	0	112
	Total	0	0	66	158	101	47	25	9	6	0	0	1	0	0	413
Portugal	F	0	1	36	36	10	2	1	0	1	0	0	0	0	0	87
	M	0	2	22	17	3	1	2	1	0	0	0	0	0	0	48
	Total	0	3	58	53	13	3	3	1	1	0	0	0	0	0	135
Romania	F	0	1	12	16	8	7	1	0	0	0	0	0	0	0	45
	M	0	0	3	7	3	1	2	0	0	0	0	0	0	0	16
	Total	0	1	15	23	11	8	3	0	0	0	0	0	0	0	61

Age, Gender and Nationality for all professions.

Male
Female

			20-24	25-29	30-34	35-39	40-44	45-49	50-54	55-59	60-64	65-69	70-74	75+	Unknow	Total
Russia	F	0	0	0	0	0	1	0	1	0	0	0	0	0	0	2
	M	0	0	0	0	1	0	1	0	0	0	0	0	0	0	2
	Total	0	0	0	0	1	1	1	1	0	0	0	0	0	0	4
Samoa	F	0	0	0	1	0	0	0	0	0	0	0	0	0	0	1
	Total	0	0	0	1	0	0	0	0	0	0	0	0	0	0	1
Saudi Arabia	F	0	0	0	2	1	0	0	0	0	0	0	0	0	0	3
	Total	0	0	0	2	1	0	0	0	0	0	0	0	0	0	3
Scotland	F	0	35	75	62	13	5	2	5	0	0	0	0	1	0	198
	M	0	6	18	13	3	2	0	0	0	0	0	0	0	0	42
	Total	0	41	93	75	16	7	2	5	0	0	0	0	1	0	240
Serbia and Montenegro	F	0	0	0	2	0	0	0	0	0	0	0	0	0	0	2
	Total	0	0	0	2	0	0	0	0	0	0	0	0	0	0	2
Sierra Leone	F	0	0	0	0	0	0	0	0	0	0	1	0	0	0	1
	Total	0	0	0	0	0	0	0	0	0	0	1	0	0	0	1
Singapore	F	0	0	2	4	5	2	0	2	0	0	1	0	0	0	16
	M	0	0	1	0	2	0	0	0	1	0	0	0	0	0	4
	Total	0	0	3	4	7	2	0	2	1	0	1	0	0	0	20
Slovakia	F	0	0	1	5	2	3	0	0	0	0	0	0	0	0	11
	M	0	0	0	0	1	1	0	0	0	0	0	0	0	0	2
	Total	0	0	1	5	3	4	0	0	0	0	0	0	0	0	13

Age, Gender and Nationality for all professions.

Male
Female

			20-24	25-29	30-34	35-39	40-44	45-49	50-54	55-59	60-64	65-69	70-74	75+	Unknow	Total
Slovenia	F	0	0	0	0	1	1	0	0	0	0	0	0	0	0	2
	M	0	0	1	0	0	0	0	0	0	0	0	0	0	0	1
	Total	0	0	1	0	1	1	0	0	0	0	0	0	0	0	3
South Africa	F	0	4	28	82	154	100	39	22	8	5	5	0	0	0	447
	M	0	0	1	11	24	33	5	4	1	0	0	0	0	0	79
	Total	0	4	29	93	178	133	44	26	9	5	5	0	0	0	526
Spain	F	0	0	9	18	29	9	4	1	2	0	0	0	0	0	72
	M	0	0	6	9	11	5	5	1	0	1	0	0	0	0	38
	Total	0	0	15	27	40	14	9	2	2	1	0	0	0	0	110
Sri Lanka	F	0	0	1	2	2	2	4	3	1	2	2	0	0	0	19
	M	0	0	0	1	1	1	2	0	4	5	2	0	0	0	16
	Total	0	0	1	3	3	3	6	3	5	7	4	0	0	0	35
St Vincent	F	0	0	0	0	0	0	1	0	0	0	0	0	0	0	1
	Total	0	0	0	0	0	0	1	0	0	0	0	0	0	0	1
Sudan	M	0	0	0	0	0	0	0	0	0	1	0	0	0	0	1
	Total	0	0	0	0	0	0	0	0	0	1	0	0	0	0	1
Sultanate of Oman	F	0	0	0	0	0	0	1	0	0	0	0	0	0	0	1
	Total	0	0	0	0	0	0	1	0	0	0	0	0	0	0	1
Sweden	F	0	0	4	12	2	4	5	5	2	3	2	3	0	0	42
	M	0	0	0	1	2	0	1	0	1	0	1	0	0	0	6

Age, Gender and Nationality for all professions.

Male
Female

			20-24	25-29	30-34	35-39	40-44	45-49	50-54	55-59	60-64	65-69	70-74	75+	Unknow	Total
Sweden	Total	0	0	4	13	4	4	6	5	3	3	3	3	0	0	48
Switzerland	F	0	0	3	3	3	0	4	4	0	3	1	1	0	0	22
	M	0	0	0	1	0	0	0	0	0	0	0	0	0	0	1
	Total	0	0	3	4	3	0	4	4	0	3	1	1	0	0	23
Taiwan	F	0	0	1	1	0	0	0	0	0	0	0	0	0	0	2
	M	0	0	1	0	0	0	0	0	0	0	0	0	0	0	1
	Total	0	0	2	1	0	0	0	0	0	0	0	0	0	0	3
Tanzania	F	0	0	0	1	2	2	1	0	0	0	0	0	0	0	6
	Total	0	0	0	1	2	2	1	0	0	0	0	0	0	0	6
Thailand	F	0	0	0	0	0	0	1	0	0	0	0	0	0	0	1
	M	0	0	0	0	0	1	0	0	0	0	0	0	0	0	1
	Total	0	0	0	0	0	1	1	0	0	0	0	0	0	0	2
Trinidad and Tobago	F	0	0	0	3	2	2	0	0	0	0	0	0	0	0	7
	M	0	0	0	0	0	1	0	0	0	0	0	0	0	0	1
	Total	0	0	0	3	2	3	0	0	0	0	0	0	0	0	8
Turkey	F	0	0	0	2	3	2	0	1	0	0	0	0	0	0	8
	M	0	0	0	0	1	0	0	0	0	0	0	0	0	0	1
	Total	0	0	0	2	4	2	0	1	0	0	0	0	0	0	9
Uganda	F	0	0	2	0	3	0	0	0	1	1	0	0	0	0	7
	M	0	0	0	0	2	1	0	0	0	0	0	0	0	0	3

Age, Gender and Nationality for all professions.

Male
Female


			20-24	25-29	30-34	35-39	40-44	45-49	50-54	55-59	60-64	65-69	70-74	75+	Unknow	Total
Uganda	Total	0	0	2	0	5	1	0	0	1	1	0	0	0	0	10
Ukraine	F	0	1	0	0	0	0	1	2	0	0	0	0	0	0	4
	M	0	0	0	1	0	0	0	0	0	0	0	0	0	0	1
	Total	0	1	0	1	0	0	1	2	0	0	0	0	0	0	5
United Kingdom	F	0	1,380	4,441	5,904	5,154	3,736	2,437	1,856	1,324	714	263	73	38	9	27,329
	M	0	493	1,293	1,509	1,343	845	678	509	277	119	58	14	15	0	7,153
	Total	0	1,873	5,734	7,413	6,497	4,581	3,115	2,365	1,601	833	321	87	53	9	34,482
United States of America	F	0	2	9	17	18	17	13	7	11	4	0	0	0	0	98
	M	0	0	3	3	1	3	7	3	0	1	0	0	0	0	21
	Total	0	2	12	20	19	20	20	10	11	5	0	0	0	0	119
Unknown	F	0	0	0	0	0	4	1,224	1,795	1,313	536	168	77	40	23	5,180
	M	0	0	0	0	0	0	87	156	179	52	35	6	5	2	522
	Total	0	0	0	0	0	4	1,311	1,951	1,492	588	203	83	45	25	5,702
Uruguay	M	0	0	0	1	0	0	0	0	0	0	0	0	0	0	1
	Total	0	0	0	1	0	0	0	0	0	0	0	0	0	0	1
Uzbekistan	F	0	0	0	0	1	0	0	0	0	0	0	0	0	0	1
	Total	0	0	0	0	1	0	0	0	0	0	0	0	0	0	1
Vietnam	F	0	0	0	0	0	1	0	0	0	0	0	0	0	0	1
	Total	0	0	0	0	0	1	0	0	0	0	0	0	0	0	1
Wales	F	0	10	30	31	5	2	2	1	1	1	0	0	0	0	83

Age, Gender and Nationality for all professions.

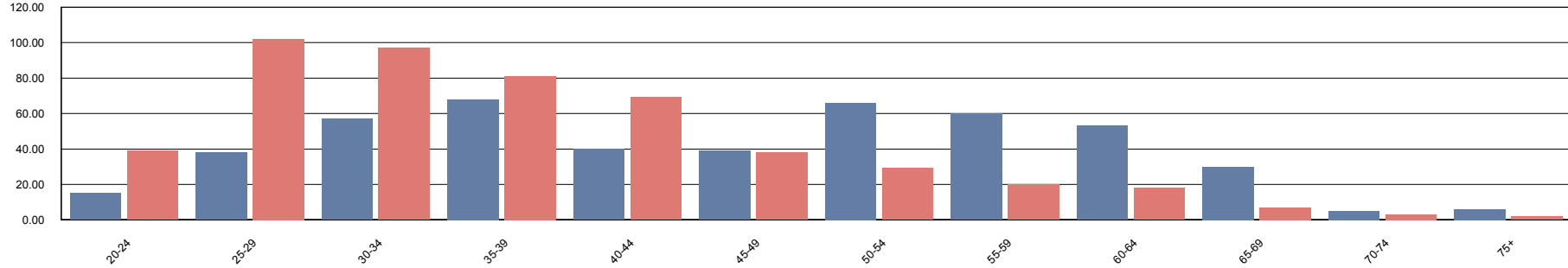
Male
Female

			20-24	25-29	30-34	35-39	40-44	45-49	50-54	55-59	60-64	65-69	70-74	75+	Unknow	Total
Wales	M	0	9	18	13	5	1	0	1	0	0	0	0	0	0	47
	Total	0	19	48	44	10	3	2	2	1	1	0	0	0	0	130
Yugoslavia	F	0	0	0	0	0	0	1	1	1	1	0	0	0	0	4
	M	0	0	0	0	0	0	1	0	0	0	0	0	0	0	1
	Total	0	0	0	0	0	0	2	1	1	1	0	0	0	0	5
Zambia	F	0	0	0	0	1	1	0	0	0	0	0	0	0	0	2
	Total	0	0	0	0	1	1	0	0	0	0	0	0	0	0	2
Zimbabwe	F	0	0	1	4	13	26	5	2	3	0	1	0	0	0	55
	M	0	0	3	1	19	19	7	2	0	0	0	0	0	0	51
	Total	0	0	4	5	32	45	12	4	3	0	1	0	0	0	106
Total		0	2,201	7,648	9,617	8,724	5,804	5,009	4,649	3,272	1,518	568	180	101	34	49,325

PO



Volume



		20-24	25-29	30-34	35-39	40-44	45-49	50-54	55-59	60-64	65-69	70-74	75+	Total
Afghanistan	M	0	0	0	0	1	2	0	0	0	0	0	0	3
	Total	0	0	0	0	1	2	0	0	0	0	0	0	3
Australia	F	1	1	0	1	1	0	0	0	0	0	0	0	4
	M	0	2	2	2	0	0	0	0	0	0	0	0	6
	Total	1	3	2	3	1	0	0	0	0	0	0	0	10

Age, Gender and Nationality for all professions.

Male
 Female

		20-24	25-29	30-34	35-39	40-44	45-49	50-54	55-59	60-64	65-69	70-74	75+	Total
Barbados	F	0	0	0	1	0	0	0	0	0	0	0	0	1
	Total	0	0	0	1	0	0	0	0	0	0	0	0	1
Belgium	M	0	0	0	0	0	0	1	0	0	0	0	0	1
	Total	0	0	0	0	0	0	1	0	0	0	0	0	1
Burma	M	0	0	0	0	0	0	0	0	1	0	0	0	1
	Total	0	0	0	0	0	0	0	0	1	0	0	0	1
China	F	0	0	1	0	0	0	0	0	0	0	0	0	1
	Total	0	0	1	0	0	0	0	0	0	0	0	0	1
Cyprus	M	0	1	0	0	0	0	0	0	0	0	0	0	1
	Total	0	1	0	0	0	0	0	0	0	0	0	0	1
England	F	1	1	2	2	1	0	0	0	0	0	0	0	7
	M	0	0	0	1	1	0	0	0	0	0	0	0	2
	Total	1	1	2	3	2	0	0	0	0	0	0	0	9
France	M	0	0	0	0	1	1	0	0	0	0	0	0	2
	Total	0	0	0	0	1	1	0	0	0	0	0	0	2
Germany	F	0	0	0	0	0	0	0	1	0	0	0	0	1
	Total	0	0	0	0	0	0	0	1	0	0	0	0	1
Greece	M	0	0	0	1	0	0	0	0	0	0	0	0	1
	Total	0	0	0	1	0	0	0	0	0	0	0	0	1
India	M	0	0	1	0	0	0	0	0	0	0	0	0	1

Age, Gender and Nationality for all professions.

Male
 Female

		20-24	25-29	30-34	35-39	40-44	45-49	50-54	55-59	60-64	65-69	70-74	75+	Total
India	Total	0	0	1	0	0	0	0	0	0	0	0	0	1
Iran	M	0	0	0	1	0	0	0	0	0	0	0	0	1
	Total	0	0	0	1	0	0	0	0	0	0	0	0	1
Ireland	F	2	3	6	2	1	1	0	0	0	0	0	0	15
	M	1	1	3	2	0	0	1	0	1	0	0	0	9
	Total	3	4	9	4	1	1	1	0	1	0	0	0	24
Israel	M	0	0	0	0	0	1	0	0	0	0	0	0	1
	Total	0	0	0	0	0	1	0	0	0	0	0	0	1
Japan	M	0	0	0	0	1	0	0	0	0	0	0	0	1
	Total	0	0	0	0	1	0	0	0	0	0	0	0	1
Jordan	M	0	0	0	0	0	1	0	0	0	0	0	0	1
	Total	0	0	0	0	0	1	0	0	0	0	0	0	1
Latvia	F	0	0	0	0	1	0	0	0	0	0	0	0	1
	Total	0	0	0	0	1	0	0	0	0	0	0	0	1
Lithuania	F	0	0	1	0	0	0	0	0	0	0	0	0	1
	Total	0	0	1	0	0	0	0	0	0	0	0	0	1
Macao	F	0	1	0	0	0	0	0	0	0	0	0	0	1
	Total	0	1	0	0	0	0	0	0	0	0	0	0	1
Malta	M	0	0	0	0	0	0	1	0	0	0	0	0	1
	U	0	0	0	0	0	0	0	1	0	0	0	0	1

Age, Gender and Nationality for all professions.

Male
 Female

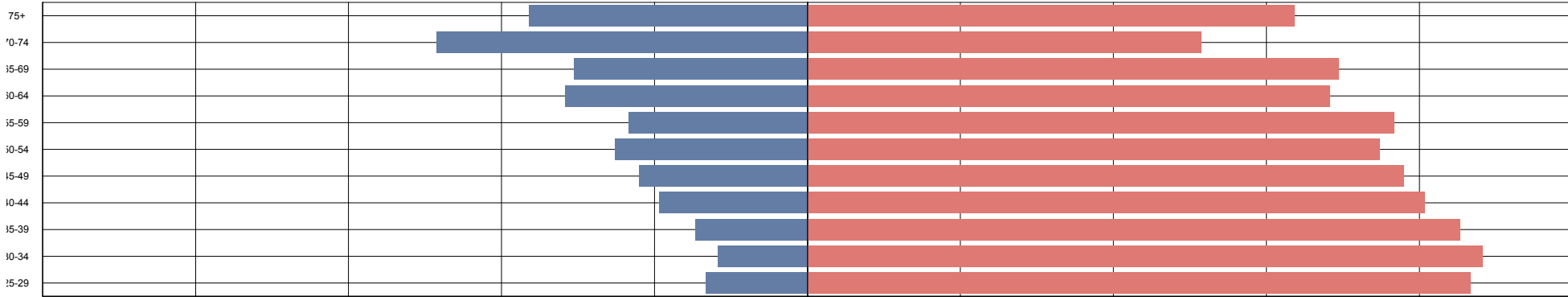
		20-24	25-29	30-34	35-39	40-44	45-49	50-54	55-59	60-64	65-69	70-74	75+	Total
Malta	Total	0	0	0	0	0	0	1	1	0	0	0	0	2
Netherlands	M	0	0	0	0	0	0	2	1	0	0	0	0	3
	Total	0	0	0	0	0	0	2	1	0	0	0	0	3
Pakistan	M	0	0	0	3	0	0	0	0	0	0	0	0	3
	Total	0	0	0	3	0	0	0	0	0	0	0	0	3
Poland	M	0	0	0	0	1	0	0	0	0	0	0	0	1
	Total	0	0	0	0	1	0	0	0	0	0	0	0	1
Portugal	F	0	3	1	0	0	0	0	0	0	0	0	0	4
	M	0	0	2	0	0	0	0	0	0	0	0	0	2
	Total	0	3	3	0	0	0	0	0	0	0	0	0	6
Scotland	F	3	6	4	0	0	0	0	0	0	0	0	0	13
	M	1	3	2	3	0	0	0	0	0	0	0	0	9
	Total	4	9	6	3	0	0	0	0	0	0	0	0	22
Seychelles	F	0	0	0	0	0	0	1	0	0	0	0	0	1
	Total	0	0	0	0	0	0	1	0	0	0	0	0	1
South Africa	F	0	1	0	0	0	0	0	0	0	0	0	0	1
	M	0	0	3	4	3	0	0	0	0	0	0	0	10
	Total	0	1	3	4	3	0	0	0	0	0	0	0	11
Spain	F	0	0	1	1	0	0	0	0	0	0	0	0	2
	M	0	0	0	0	1	0	0	0	0	0	0	0	1

Age, Gender and Nationality for all professions.

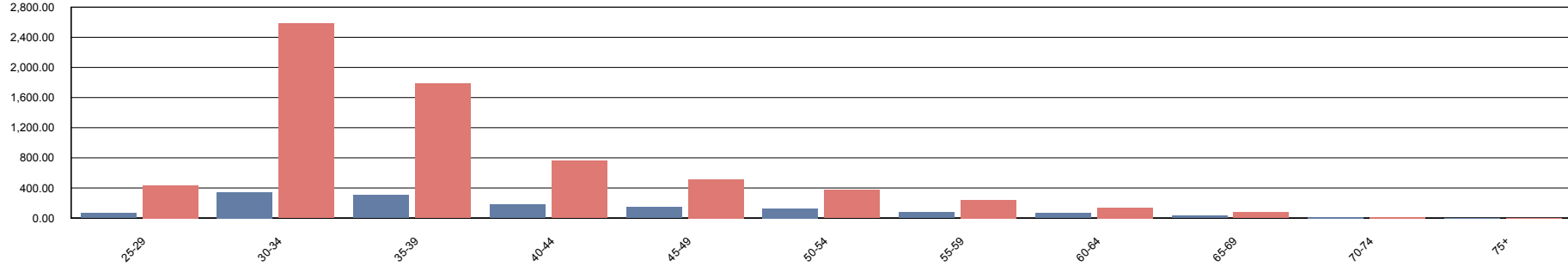
Male
Female

		20-24	25-29	30-34	35-39	40-44	45-49	50-54	55-59	60-64	65-69	70-74	75+	Total
Spain	Total	0	0	1	1	1	0	0	0	0	0	0	0	3
Sweden	F	1	0	0	0	0	0	0	0	0	0	0	0	1
	M	0	0	0	0	0	0	1	0	0	0	0	0	1
	Total	1	0	0	0	0	0	1	0	0	0	0	0	2
Switzerland	F	0	0	1	0	0	0	0	0	0	0	0	0	1
	Total	0	0	1	0	0	0	0	0	0	0	0	0	1
Thailand	F	0	0	2	0	0	0	0	0	0	0	0	0	2
	Total	0	0	2	0	0	0	0	0	0	0	0	0	2
United Kingdom	F	31	86	78	74	65	36	28	19	18	7	3	2	447
	M	13	31	44	50	31	33	59	59	51	30	5	6	412
	U	0	0	0	4	2	4	4	2	2	2	0	0	20
	Total	44	117	122	128	98	73	91	80	71	39	8	8	879
United States of America	M	0	0	0	1	0	0	1	0	0	0	0	0	2
	Total	0	0	0	1	0	0	1	0	0	0	0	0	2
Zambia	M	0	0	0	0	0	1	0	0	0	0	0	0	1
	Total	0	0	0	0	0	1	0	0	0	0	0	0	1
Zimbabwe	F	0	0	0	0	0	1	0	0	0	0	0	0	1
	Total	0	0	0	0	0	1	0	0	0	0	0	0	1
Total		54	140	154	153	111	81	99	83	73	39	8	8	1,003

PYL



Volume



		25-29	30-34	35-39	40-44	45-49	50-54	55-59	60-64	65-69	70-74	75+	Total
Argentina	F	0	1	1	1	0	0	0	0	0	0	0	3
	Total	0	1	1	1	0	0	0	0	0	0	0	3
Australia	F	9	34	25	6	6	3	5	5	0	0	0	93
	M	1	6	5	1	3	4	3	1	0	1	0	25
	Total	10	40	30	7	9	7	8	6	0	1	0	118

Age, Gender and Nationality for all professions.

Male
Female

		25-29	30-34	35-39	40-44	45-49	50-54	55-59	60-64	65-69	70-74	75+	Total
Austria	F	0	0	4	1	0	1	0	0	0	0	0	6
	M	0	0	1	1	0	0	0	0	0	0	0	2
	Total	0	0	5	2	0	1	0	0	0	0	0	8
Barbados	F	0	0	0	0	0	0	0	0	0	1	0	1
	Total	0	0	0	0	0	0	0	0	0	1	0	1
Belgium	F	1	1	0	1	2	0	0	0	0	0	0	5
	M	0	1	0	0	0	0	0	0	0	0	0	1
	Total	1	2	0	1	2	0	0	0	0	0	0	6
Bolivia	F	0	0	1	0	0	0	0	0	0	0	0	1
	Total	0	0	1	0	0	0	0	0	0	0	0	1
Brazil	F	0	0	1	2	0	2	1	0	0	0	0	6
	Total	0	0	1	2	0	2	1	0	0	0	0	6
Bulgaria	F	0	1	1	0	1	1	0	0	0	0	0	4
	Total	0	1	1	0	1	1	0	0	0	0	0	4
Canada	F	0	5	5	1	4	2	3	1	0	0	0	21
	M	0	0	0	2	0	0	0	1	0	0	0	3
	Total	0	5	5	3	4	2	3	2	0	0	0	24
Croatia	M	0	0	0	0	1	0	0	0	0	0	0	1
	Total	0	0	0	0	1	0	0	0	0	0	0	1
Cyprus	F	6	5	1	0	0	1	0	0	0	0	0	13

Age, Gender and Nationality for all professions.

Male
Female

		25-29	30-34	35-39	40-44	45-49	50-54	55-59	60-64	65-69	70-74	75+	Total
Cyprus	M	0	1	1	0	0	0	0	0	0	0	0	2
	Total	6	6	2	0	0	1	0	0	0	0	0	15
Czech Republic	F	0	0	1	1	0	0	0	0	0	0	0	2
	Total	0	0	1	1	0	0	0	0	0	0	0	2
Denmark	F	1	0	6	4	1	0	1	0	0	0	0	13
	M	0	0	1	1	0	0	0	1	0	0	0	3
	Total	1	0	7	5	1	0	1	1	0	0	0	16
England	F	14	54	38	12	11	7	6	3	0	1	0	146
	M	2	12	3	3	1	0	2	1	1	1	0	26
	Total	16	66	41	15	12	7	8	4	1	2	0	172
Estonia	F	0	0	1	2	0	0	0	0	0	0	0	3
	Total	0	0	1	2	0	0	0	0	0	0	0	3
Finland	F	0	2	8	0	0	0	0	0	0	0	0	10
	Total	0	2	8	0	0	0	0	0	0	0	0	10
France	F	1	6	4	4	1	1	0	0	1	0	0	18
	M	0	0	0	1	0	1	0	0	0	0	0	2
	Total	1	6	4	5	1	2	0	0	1	0	0	20
Germany	F	3	13	16	18	5	5	0	0	1	1	0	62
	M	1	2	1	2	2	0	1	1	0	0	0	10
	Total	4	15	17	20	7	5	1	1	1	1	0	72

Age, Gender and Nationality for all professions.

Male
Female

		25-29	30-34	35-39	40-44	45-49	50-54	55-59	60-64	65-69	70-74	75+	Total
Greece	F	3	25	38	12	5	1	0	1	0	0	0	85
	M	0	2	5	4	0	0	0	0	1	0	0	12
	Total	3	27	43	16	5	1	0	1	1	0	0	97
Honduras	F	0	0	1	0	0	0	0	0	0	0	0	1
	Total	0	0	1	0	0	0	0	0	0	0	0	1
Hong Kong	F	0	1	1	0	0	0	1	0	0	0	0	3
	Total	0	1	1	0	0	0	1	0	0	0	0	3
Hungary	F	0	0	4	5	0	0	0	0	0	0	0	9
	Total	0	0	4	5	0	0	0	0	0	0	0	9
Iceland	F	0	0	1	1	0	0	0	0	0	0	0	2
	M	0	1	0	0	0	0	0	0	0	0	0	1
	Total	0	1	1	1	0	0	0	0	0	0	0	3
India	F	3	7	5	4	1	4	0	0	0	0	0	24
	M	0	0	1	0	0	0	1	0	0	0	0	2
	Total	3	7	6	4	1	4	1	0	0	0	0	26
Iran	F	0	0	1	0	1	0	0	0	0	0	0	2
	M	0	0	0	0	1	1	1	0	0	0	0	3
	Total	0	0	1	0	2	1	1	0	0	0	0	5
Ireland	F	24	114	73	25	15	12	5	6	3	0	0	277
	M	4	21	22	7	4	3	5	2	1	0	1	70

Age, Gender and Nationality for all professions.

Male
Female

		25-29	30-34	35-39	40-44	45-49	50-54	55-59	60-64	65-69	70-74	75+	Total
Ireland	Total	28	135	95	32	19	15	10	8	4	0	1	347
Israel	F	0	0	1	0	0	1	0	1	0	0	0	3
	M	0	1	2	0	1	0	0	0	0	0	0	4
	Total	0	1	3	0	1	1	0	1	0	0	0	7
Italy	F	3	18	21	12	5	1	4	1	1	0	0	66
	M	2	1	8	3	2	1	1	1	0	0	0	19
	Total	5	19	29	15	7	2	5	2	1	0	0	85
Jamaica	F	0	0	0	0	0	1	0	0	0	0	0	1
	Total	0	0	0	0	0	1	0	0	0	0	0	1
Japan	F	0	0	1	0	2	0	0	0	0	0	0	3
	Total	0	0	1	0	2	0	0	0	0	0	0	3
Kenya	F	0	0	0	0	0	1	0	0	0	0	0	1
	Total	0	0	0	0	0	1	0	0	0	0	0	1
Korea	F	1	0	0	0	0	0	0	0	0	0	0	1
	Total	1	0	0	0	0	0	0	0	0	0	0	1
Lithuania	F	1	1	1	1	0	0	0	0	0	0	0	4
	M	0	1	0	0	0	0	0	0	0	0	0	1
	Total	1	2	1	1	0	0	0	0	0	0	0	5
Luxembourg	F	0	0	1	0	0	0	0	0	0	0	0	1
	Total	0	0	1	0	0	0	0	0	0	0	0	1

Age, Gender and Nationality for all professions.

Male
Female

		25-29	30-34	35-39	40-44	45-49	50-54	55-59	60-64	65-69	70-74	75+	Total
Malaysia	F	1	1	0	1	0	0	0	0	0	0	0	3
	M	0	0	1	0	0	0	0	0	0	0	0	1
	Total	1	1	1	1	0	0	0	0	0	0	0	4
Malta	F	1	4	3	0	0	0	0	0	0	0	0	8
	M	1	2	0	0	0	0	0	0	0	0	0	3
	Total	2	6	3	0	0	0	0	0	0	0	0	11
Mexico	F	0	0	1	0	0	0	0	0	0	0	0	1
	Total	0	0	1	0	0	0	0	0	0	0	0	1
Namibia	F	0	0	0	0	0	0	1	0	0	0	0	1
	Total	0	0	0	0	0	0	1	0	0	0	0	1
Nepal	F	1	0	0	0	0	0	0	0	0	0	0	1
	Total	1	0	0	0	0	0	0	0	0	0	0	1
Netherlands	F	1	7	7	4	3	3	2	0	0	0	0	27
	M	0	1	0	0	0	0	1	0	0	0	0	2
	Total	1	8	7	4	3	3	3	0	0	0	0	29
New Zealand	F	0	7	7	2	3	1	1	3	0	0	0	24
	M	0	1	2	3	0	0	0	1	0	0	0	7
	Total	0	8	9	5	3	1	1	4	0	0	0	31
Nigeria	F	1	0	0	0	1	0	0	0	0	0	0	2
	Total	1	0	0	0	1	0	0	0	0	0	0	2

Age, Gender and Nationality for all professions.

Male
Female

		25-29	30-34	35-39	40-44	45-49	50-54	55-59	60-64	65-69	70-74	75+	Total
Norway	F	0	2	3	2	1	0	1	0	0	0	0	9
	Total	0	2	3	2	1	0	1	0	0	0	0	9
Pakistan	F	0	0	0	1	1	1	1	0	0	0	0	4
	Total	0	0	0	1	1	1	1	0	0	0	0	4
Poland	F	1	12	23	4	0	1	2	0	0	0	0	43
	M	0	0	1	0	0	1	0	0	0	0	0	2
	Total	1	12	24	4	0	2	2	0	0	0	0	45
Portugal	F	1	13	10	7	1	1	0	0	0	0	0	33
	M	0	1	4	1	1	2	0	0	0	0	0	9
	Total	1	14	14	8	2	3	0	0	0	0	0	42
Romania	F	0	4	6	3	1	1	0	0	0	0	0	15
	M	0	1	0	0	0	0	0	0	0	0	0	1
	Total	0	5	6	3	1	1	0	0	0	0	0	16
Russia	F	0	2	0	0	0	0	0	0	0	0	0	2
	Total	0	2	0	0	0	0	0	0	0	0	0	2
Saudi Arabia	M	0	0	0	0	0	1	0	0	0	0	0	1
	Total	0	0	0	0	0	1	0	0	0	0	0	1
Scotland	F	2	22	27	6	3	3	1	0	1	0	0	65
	M	2	3	3	1	1	1	2	0	0	0	0	13
	Total	4	25	30	7	4	4	3	0	1	0	0	78

Age, Gender and Nationality for all professions.

Male
 Female

		25-29	30-34	35-39	40-44	45-49	50-54	55-59	60-64	65-69	70-74	75+	Total
Serbia and Montenegro	F	0	0	0	0	1	0	0	0	0	0	0	1
	Total	0	0	0	0	1	0	0	0	0	0	0	1
Singapore	F	1	1	1	1	0	0	0	0	0	0	0	4
	Total	1	1	1	1	0	0	0	0	0	0	0	4
Slovakia	F	0	1	1	0	0	0	0	1	0	0	0	3
	Total	0	1	1	0	0	0	0	1	0	0	0	3
South Africa	F	2	7	13	9	6	5	4	3	2	0	0	51
	M	1	4	8	6	4	0	1	2	0	0	0	26
	Total	3	11	21	15	10	5	5	5	2	0	0	77
Spain	F	0	6	10	9	2	4	0	0	0	0	0	31
	M	0	0	1	1	2	1	0	0	0	0	0	5
	Total	0	6	11	10	4	5	0	0	0	0	0	36
Sri Lanka	F	0	0	0	0	1	0	0	0	0	0	0	1
	Total	0	0	0	0	1	0	0	0	0	0	0	1
St Helena	F	0	1	0	0	0	0	0	0	0	0	0	1
	Total	0	1	0	0	0	0	0	0	0	0	0	1
Sultanate of Oman	F	0	0	1	0	0	0	0	0	0	0	0	1
	Total	0	0	1	0	0	0	0	0	0	0	0	1
Sweden	F	2	5	6	2	1	1	1	0	0	0	0	18
	M	0	1	1	4	0	1	0	0	0	0	0	7

Age, Gender and Nationality for all professions.

Male
Female

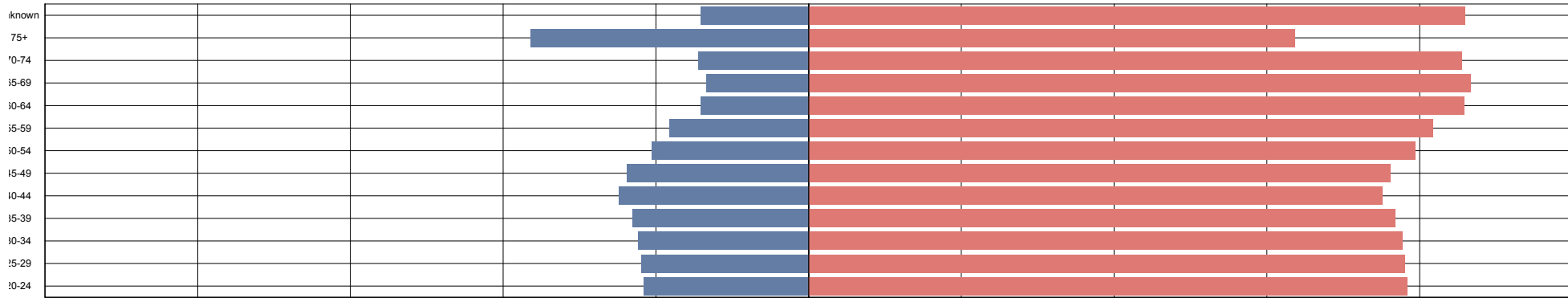
		25-29	30-34	35-39	40-44	45-49	50-54	55-59	60-64	65-69	70-74	75+	Total
Sweden	Total	2	6	7	6	1	2	1	0	0	0	0	25
Switzerland	F	0	0	1	0	3	1	0	1	0	0	0	6
	Total	0	0	1	0	3	1	0	1	0	0	0	6
Taiwan	F	0	0	1	0	0	0	0	0	0	0	0	1
	Total	0	0	1	0	0	0	0	0	0	0	0	1
Trinidad and Tobago	F	0	1	1	0	0	0	1	0	0	0	0	3
	Total	0	1	1	0	0	0	1	0	0	0	0	3
Turkey	F	0	0	0	1	1	0	0	0	0	0	0	2
	Total	0	0	0	1	1	0	0	0	0	0	0	2
Ukraine	F	1	1	0	0	0	0	0	0	0	0	0	2
	Total	1	1	0	0	0	0	0	0	0	0	0	2
United Kingdom	F	346	2,178	1,370	577	419	304	199	108	62	15	7	5,585
	M	52	276	231	140	118	107	54	50	28	13	3	1,072
	Total	398	2,454	1,601	717	537	411	253	158	90	28	10	6,657
United States of America	F	0	11	15	11	3	4	3	6	2	0	0	55
	M	0	2	2	1	4	3	1	4	1	1	0	19
	Total	0	13	17	12	7	7	4	10	3	1	0	74
Uruguay	F	1	0	0	0	0	0	0	0	0	0	0	1
	Total	1	0	0	0	0	0	0	0	0	0	0	1
Venezuela	M	0	0	0	0	0	0	1	0	0	0	0	1

Age, Gender and Nationality for all professions.

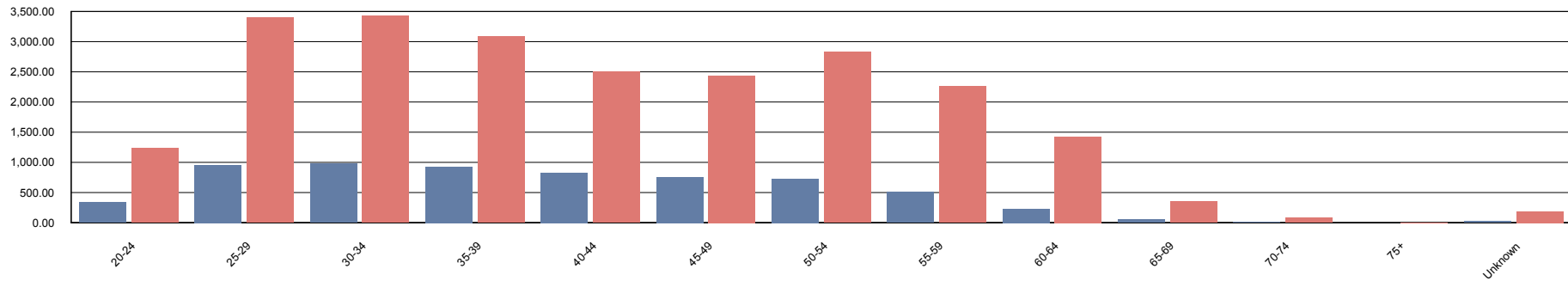
Male
Female

		25-29	30-34	35-39	40-44	45-49	50-54	55-59	60-64	65-69	70-74	75+	Total
Venezuela	Total	0	0	0	0	0	0	1	0	0	0	0	1
Wales	F	4	8	11	4	2	2	0	0	0	0	0	31
	M	1	1	2	0	0	0	0	0	0	0	0	4
	Total	5	9	13	4	2	2	0	0	0	0	0	35
Zambia	M	0	0	0	0	0	0	0	0	1	0	0	1
	Total	0	0	0	0	0	0	0	0	1	0	0	1
Zimbabwe	F	0	0	0	1	0	1	0	0	1	0	0	3
	Total	0	0	0	1	0	1	0	0	1	0	0	3
Total		503	2,924	2,086	940	658	504	317	205	108	33	11	8,289

RA



Volume



		20-24	25-29	30-34	35-39	40-44	45-49	50-54	55-59	60-64	65-69	70-74	75+	Unknow	Total
Afghanistan	F	0	2	0	1	0	0	0	0	0	0	0	0	0	3
	M	0	1	0	1	1	0	0	0	0	0	0	0	0	3
	Total	0	3	0	2	1	0	0	0	0	0	0	0	0	6
Albania	F	0	1	0	0	0	0	0	0	0	0	0	0	0	1
	M	0	0	0	0	0	0	0	0	1	0	0	0	0	1

Age, Gender and Nationality for all professions.

Male
Female

		20-24	25-29	30-34	35-39	40-44	45-49	50-54	55-59	60-64	65-69	70-74	75+	Unknow	Total
Albania	Total	0	1	0	0	0	0	0	0	1	0	0	0	0	2
Algeria	M	0	0	0	0	0	2	0	0	0	0	0	0	0	2
	Total	0	0	0	0	0	2	0	0	0	0	0	0	0	2
Antigua & Baruba	F	0	0	0	0	0	0	0	1	0	0	0	0	0	1
	Total	0	0	0	0	0	0	0	1	0	0	0	0	0	1
Argentina	F	0	0	0	0	0	1	0	0	0	0	0	0	0	1
	Total	0	0	0	0	0	1	0	0	0	0	0	0	0	1
Australia	F	9	139	77	40	28	14	8	7	5	2	0	0	1	330
	M	5	51	39	34	12	10	2	3	1	0	1	0	0	158
	Total	14	190	116	74	40	24	10	10	6	2	1	0	1	488
Austria	F	0	0	2	1	1	0	0	0	1	0	0	0	0	5
	M	0	1	1	0	2	0	0	0	0	0	0	0	0	4
	Total	0	1	3	1	3	0	0	0	1	0	0	0	0	9
Bahrain	F	1	0	0	0	0	0	0	0	0	0	0	0	0	1
	Total	1	0	0	0	0	0	0	0	0	0	0	0	0	1
Bangladesh	F	0	0	0	1	0	0	0	0	0	0	0	0	0	1
	Total	0	0	0	1	0	0	0	0	0	0	0	0	0	1
Barbados	M	0	0	0	0	0	1	0	0	0	0	0	0	0	1
	Total	0	0	0	0	0	1	0	0	0	0	0	0	0	1
Belgium	F	0	2	1	0	0	0	0	0	0	0	0	0	0	3

Age, Gender and Nationality for all professions.

Male
 Female

		20-24	25-29	30-34	35-39	40-44	45-49	50-54	55-59	60-64	65-69	70-74	75+	Unknow	Total
Belgium	M	0	1	0	0	0	0	0	0	0	0	0	0	0	1
	Total	0	3	1	0	0	0	0	0	0	0	0	0	0	4
Bosnia and Herzegovina	F	0	0	0	1	0	0	0	0	1	0	0	0	0	2
	Total	0	0	0	1	0	0	0	0	1	0	0	0	0	2
Botswana	M	0	0	0	0	3	0	0	0	0	0	0	0	0	3
	Total	0	0	0	0	3	0	0	0	0	0	0	0	0	3
Brazil	F	0	0	1	1	0	0	0	0	0	0	0	0	0	2
	Total	0	0	1	1	0	0	0	0	0	0	0	0	0	2
Brunei Darussalam	F	0	0	0	1	0	0	0	0	0	0	0	0	0	1
	M	0	1	0	0	0	0	0	0	0	0	0	0	0	1
	Total	0	1	0	1	0	0	0	0	0	0	0	0	0	2
Bulgaria	F	1	1	0	5	1	3	1	3	0	0	0	0	0	15
	M	0	0	2	1	1	1	0	0	1	0	0	0	0	6
	Total	1	1	2	6	2	4	1	3	1	0	0	0	0	21
Burma	F	0	0	0	0	0	1	0	0	0	0	0	0	0	1
	Total	0	0	0	0	0	1	0	0	0	0	0	0	0	1
Burundi	F	0	1	0	0	0	0	0	0	0	0	0	0	0	1
	Total	0	1	0	0	0	0	0	0	0	0	0	0	0	1
Cameroon	F	0	0	1	1	0	0	0	0	0	0	0	0	0	2
	M	0	0	0	0	0	1	0	0	0	0	0	0	0	1

Age, Gender and Nationality for all professions.

Male
Female

		20-24	25-29	30-34	35-39	40-44	45-49	50-54	55-59	60-64	65-69	70-74	75+	Unknow	Total
Cameroon	Total	0	0	1	1	0	1	0	0	0	0	0	0	0	3
Canada	F	8	18	10	5	6	3	3	3	1	2	0	0	0	59
	M	0	9	6	0	1	0	3	0	0	0	0	0	0	19
	Total	8	27	16	5	7	3	6	3	1	2	0	0	0	78
Chile	F	0	0	0	0	1	0	1	0	0	0	0	0	0	2
	M	0	0	0	0	0	1	0	0	0	0	0	0	0	1
	Total	0	0	0	0	1	1	1	0	0	0	0	0	0	3
China	F	0	3	0	5	1	1	0	0	0	0	0	0	0	10
	M	1	1	1	4	0	0	0	0	1	0	0	0	0	8
	Total	1	4	1	9	1	1	0	0	1	0	0	0	0	18
Colombia	F	0	0	0	0	2	0	0	0	0	0	0	0	0	2
	M	0	0	0	0	1	0	1	0	0	0	0	0	0	2
	Total	0	0	0	0	3	0	1	0	0	0	0	0	0	4
Congo	M	0	0	0	0	1	1	1	1	0	0	0	0	0	4
	Total	0	0	0	0	1	1	1	1	0	0	0	0	0	4
Cote d Ivoire	M	0	0	0	0	1	0	0	0	0	0	0	0	0	1
	Total	0	0	0	0	1	0	0	0	0	0	0	0	0	1
Croatia	F	0	0	0	2	0	0	0	0	0	0	0	0	0	2
	M	0	0	1	0	0	0	0	0	0	0	0	0	0	1
	Total	0	0	1	2	0	0	0	0	0	0	0	0	0	3

Age, Gender and Nationality for all professions.

Male
Female

		20-24	25-29	30-34	35-39	40-44	45-49	50-54	55-59	60-64	65-69	70-74	75+	Unknow	Total
Cuba	F	0	0	0	0	0	1	0	0	0	0	0	0	0	1
	Total	0	0	0	0	0	1	0	0	0	0	0	0	0	1
Cyprus	F	6	3	1	0	0	0	0	0	0	0	0	0	0	10
	M	1	3	0	1	1	0	0	0	0	0	0	0	0	6
	Total	7	6	1	1	1	0	0	0	0	0	0	0	0	16
Czech Republic	F	0	1	0	1	4	1	1	0	0	0	0	0	0	8
	M	0	0	1	1	0	1	0	0	0	0	0	0	0	3
	Total	0	1	1	2	4	2	1	0	0	0	0	0	0	11
Denmark	F	0	1	0	1	0	0	1	1	1	0	0	0	0	5
	M	0	1	1	0	1	2	0	0	0	0	0	0	0	5
	Total	0	2	1	1	1	2	1	1	1	0	0	0	0	10
Egypt	F	0	1	1	0	0	0	0	0	0	0	0	0	0	2
	M	0	0	0	0	0	0	0	1	0	0	0	0	0	1
	Total	0	1	1	0	0	0	0	1	0	0	0	0	0	3
England	F	26	51	53	27	20	30	27	16	7	2	1	0	0	260
	M	7	21	30	13	5	11	6	4	2	0	0	0	0	99
	Total	33	72	83	40	25	41	33	20	9	2	1	0	0	359
Eritrea	F	0	2	4	1	1	0	0	0	0	0	0	0	0	8
	M	1	7	4	2	2	0	0	0	0	0	0	0	0	16
	Total	1	9	8	3	3	0	0	0	0	0	0	0	0	24

Age, Gender and Nationality for all professions.

Male
Female

		20-24	25-29	30-34	35-39	40-44	45-49	50-54	55-59	60-64	65-69	70-74	75+	Unknow	Total
Estonia	F	0	0	2	1	0	0	0	0	0	0	0	0	0	3
	M	0	1	0	1	0	0	0	0	0	0	0	0	0	2
	Total	0	1	2	2	0	0	0	0	0	0	0	0	0	5
Ethiopia	F	0	1	1	0	0	0	0	0	0	0	0	0	0	2
	M	0	0	1	1	0	0	0	0	0	0	0	0	0	2
	Total	0	1	2	1	0	0	0	0	0	0	0	0	0	4
Finland	F	0	0	0	1	2	3	0	1	0	0	0	0	0	7
	M	0	0	1	0	0	1	0	0	0	0	0	0	0	2
	Total	0	0	1	1	2	4	0	1	0	0	0	0	0	9
France	F	2	7	4	3	2	4	0	1	0	1	0	0	0	24
	M	0	1	5	0	0	0	1	0	0	0	0	0	0	7
	Total	2	8	9	3	2	4	1	1	0	1	0	0	0	31
Georgia	F	0	0	0	0	0	0	0	0	0	1	0	0	0	1
	Total	0	0	0	0	0	0	0	0	0	1	0	0	0	1
Germany	F	1	6	7	4	3	4	2	1	1	1	0	0	0	30
	M	0	0	1	3	1	2	0	0	0	0	0	0	0	7
	Total	1	6	8	7	4	6	2	1	1	1	0	0	0	37
Ghana	F	0	2	4	2	2	3	0	0	0	0	0	0	0	13
	M	0	5	8	4	5	3	4	1	0	0	0	0	0	30
	Total	0	7	12	6	7	6	4	1	0	0	0	0	0	43

Age, Gender and Nationality for all professions.

Male
 Female

		20-24	25-29	30-34	35-39	40-44	45-49	50-54	55-59	60-64	65-69	70-74	75+	Unknow	Total
Gibraltar	M	0	1	0	0	0	0	0	0	0	0	0	0	0	1
	Total	0	1	0	0	0	0	0	0	0	0	0	0	0	1
Greece	F	2	1	2	1	2	1	0	0	0	0	0	0	0	9
	M	0	3	0	1	3	4	0	0	0	0	0	0	0	11
	Total	2	4	2	2	5	5	0	0	0	0	0	0	0	20
Grenada	F	0	0	1	0	0	0	0	0	0	0	0	0	0	1
	Total	0	0	1	0	0	0	0	0	0	0	0	0	0	1
Guinea	F	0	1	0	0	0	0	0	0	0	0	0	0	0	1
	Total	0	1	0	0	0	0	0	0	0	0	0	0	0	1
Guyana	F	0	1	0	0	0	0	0	0	0	0	0	0	0	1
	Total	0	1	0	0	0	0	0	0	0	0	0	0	0	1
Haiti	F	0	0	0	1	0	0	0	0	0	0	0	0	0	1
	Total	0	0	0	1	0	0	0	0	0	0	0	0	0	1
Hong Kong	F	0	0	1	2	1	0	0	0	0	0	0	0	0	4
	M	1	0	0	2	0	0	0	0	0	0	0	0	0	3
	Total	1	0	1	4	1	0	0	0	0	0	0	0	0	7
Hungary	F	0	1	2	6	1	0	1	0	0	0	0	0	0	11
	M	0	1	2	1	1	3	1	0	0	0	0	0	0	9
	Total	0	2	4	7	2	3	2	0	0	0	0	0	0	20
Iceland	M	0	0	0	0	1	0	0	0	0	0	0	0	0	1

Age, Gender and Nationality for all professions.

Male
Female

		20-24	25-29	30-34	35-39	40-44	45-49	50-54	55-59	60-64	65-69	70-74	75+	Unknow	Total
Iceland	Total	0	0	0	0	1	0	0	0	0	0	0	0	0	1
India	F	1	9	27	30	13	7	4	2	0	0	0	0	0	93
	M	0	11	48	89	81	54	21	3	5	0	1	0	0	313
	Total	1	20	75	119	94	61	25	5	5	0	1	0	0	406
Iran	F	0	2	3	3	4	5	1	2	0	0	0	0	0	20
	M	0	0	0	0	1	3	1	2	0	0	0	0	0	7
	Total	0	2	3	3	5	8	2	4	0	0	0	0	0	27
Iraq	F	0	1	0	0	0	0	0	0	0	0	0	0	0	1
	M	0	0	0	0	0	1	0	0	0	0	0	0	0	1
	Total	0	1	0	0	0	1	0	0	0	0	0	0	0	2
Ireland	F	137	201	142	104	64	18	10	8	9	5	0	0	0	698
	M	35	41	24	22	9	6	4	0	3	0	0	0	0	144
	U	0	0	0	1	0	0	0	0	0	0	0	0	0	1
	Total	172	242	166	127	73	24	14	8	12	5	0	0	0	843
Isle of Man	M	1	0	0	0	0	0	0	0	0	0	0	0	0	1
	Total	1	0	0	0	0	0	0	0	0	0	0	0	0	1
Israel	F	0	0	0	2	0	0	0	0	0	0	0	0	0	2
	M	0	0	0	0	1	0	0	0	0	0	0	0	0	1
	Total	0	0	0	2	1	0	0	0	0	0	0	0	0	3
Italy	F	0	12	1	5	0	3	1	0	0	0	0	0	0	22

Age, Gender and Nationality for all professions.

Male
Female

		20-24	25-29	30-34	35-39	40-44	45-49	50-54	55-59	60-64	65-69	70-74	75+	Unknow	Total
Italy	M	1	17	8	0	3	1	2	1	0	0	0	0	0	33
	Total	1	29	9	5	3	4	3	1	0	0	0	0	0	55
Jamaica	F	0	0	3	5	3	2	1	0	0	0	0	0	0	14
	M	0	0	0	1	2	2	1	0	1	0	0	0	0	7
	Total	0	0	3	6	5	4	2	0	1	0	0	0	0	21
Japan	F	0	0	1	2	2	0	1	0	0	1	0	0	0	7
	M	0	0	1	0	0	0	1	0	0	0	0	0	0	2
	Total	0	0	2	2	2	0	2	0	0	1	0	0	0	9
Jordan	F	1	0	0	0	0	0	0	0	0	0	0	0	0	1
	M	0	0	0	1	1	0	0	0	0	0	0	0	0	2
	Total	1	0	0	1	1	0	0	0	0	0	0	0	0	3
Kazakhstan	F	0	0	1	0	0	1	1	0	0	0	0	0	0	3
	Total	0	0	1	0	0	1	1	0	0	0	0	0	0	3
Kenya	F	1	2	7	4	1	2	2	3	1	0	0	0	0	23
	M	0	2	1	0	3	2	2	0	1	0	0	0	0	11
	Total	1	4	8	4	4	4	4	3	2	0	0	0	0	34
Korea	F	0	0	0	0	0	1	0	0	0	0	0	0	0	1
	Total	0	0	0	0	0	1	0	0	0	0	0	0	0	1
Kuwait	M	0	0	0	1	0	0	0	0	0	0	0	0	0	1
	Total	0	0	0	1	0	0	0	0	0	0	0	0	0	1

Age, Gender and Nationality for all professions.

Male
 Female

		20-24	25-29	30-34	35-39	40-44	45-49	50-54	55-59	60-64	65-69	70-74	75+	Unknow	Total
Latvia	F	0	0	0	1	1	0	0	0	0	0	0	0	0	2
	Total	0	0	0	1	1	0	0	0	0	0	0	0	0	2
Lebanon	F	0	0	1	0	0	0	0	0	0	0	0	0	0	1
	Total	0	0	1	0	0	0	0	0	0	0	0	0	0	1
Lesotho	F	0	0	0	0	1	0	0	0	0	0	0	0	0	1
	Total	0	0	0	0	1	0	0	0	0	0	0	0	0	1
Lithuania	F	0	1	0	1	0	0	0	0	0	0	0	0	0	2
	M	0	1	1	0	0	0	0	0	0	0	0	0	0	2
	Total	0	2	1	1	0	0	0	0	0	0	0	0	0	4
Macedonia	F	0	0	0	0	0	1	0	0	0	0	0	0	0	1
	M	0	0	0	0	0	0	1	0	0	0	0	0	0	1
	Total	0	0	0	0	0	1	1	0	0	0	0	0	0	2
Malawi	F	0	0	0	1	0	0	0	0	0	0	0	0	0	1
	Total	0	0	0	1	0	0	0	0	0	0	0	0	0	1
Malaysia	F	0	3	0	2	1	1	0	1	1	1	0	0	0	10
	M	0	0	1	1	1	0	1	1	1	1	0	0	0	7
	Total	0	3	1	3	2	1	1	2	2	2	0	0	0	17
Malta	F	0	1	3	3	1	0	1	0	0	0	0	0	0	9
	M	0	1	1	0	1	0	0	0	0	0	0	0	0	3
	Total	0	2	4	3	2	0	1	0	0	0	0	0	0	12

Age, Gender and Nationality for all professions.

Male
 Female

		20-24	25-29	30-34	35-39	40-44	45-49	50-54	55-59	60-64	65-69	70-74	75+	Unknow	Total
Mauritania	M	0	1	0	0	0	0	0	0	0	0	0	0	0	1
	Total	0	1	0	0	0	0	0	0	0	0	0	0	0	1
Mauritius	F	0	1	0	0	0	0	0	1	0	0	0	0	0	2
	M	0	1	0	0	0	0	0	0	0	0	0	0	0	1
	Total	0	2	0	0	0	0	0	1	0	0	0	0	0	3
Morocco	F	0	0	0	0	0	0	1	0	0	0	0	0	0	1
	M	0	0	0	0	0	1	0	0	0	0	0	0	0	1
	Total	0	0	0	0	0	1	1	0	0	0	0	0	0	2
Motswana	F	0	0	0	0	1	0	0	0	0	0	0	0	0	1
	Total	0	0	0	0	1	0	0	0	0	0	0	0	0	1
Namibia	M	0	0	0	0	1	0	0	0	0	0	0	0	0	1
	Total	0	0	0	0	1	0	0	0	0	0	0	0	0	1
Nepal	F	1	2	0	1	1	0	0	0	0	0	0	0	0	5
	M	0	0	1	1	0	2	0	0	0	0	0	0	0	4
	Total	1	2	1	2	1	2	0	0	0	0	0	0	0	9
Netherlands	F	2	5	5	2	6	4	2	1	0	0	0	0	0	27
	M	0	1	0	1	0	2	4	3	0	0	0	0	0	11
	Total	2	6	5	3	6	6	6	4	0	0	0	0	0	38
New Zealand	F	13	39	28	24	9	6	5	5	3	1	0	0	0	133
	M	3	5	7	3	3	2	2	0	2	0	0	0	0	27

Age, Gender and Nationality for all professions.

Male
Female

		20-24	25-29	30-34	35-39	40-44	45-49	50-54	55-59	60-64	65-69	70-74	75+	Unknow	Total
New Zealand	Total	16	44	35	27	12	8	7	5	5	1	0	0	0	160
Nigeria	F	1	11	13	23	14	8	1	6	6	2	0	0	0	85
	M	0	5	9	12	22	23	10	7	2	2	1	0	0	93
	Total	1	16	22	35	36	31	11	13	8	4	1	0	0	178
Norway	F	0	2	2	2	0	1	1	0	0	0	0	0	0	8
	M	0	0	0	1	0	0	0	0	0	0	0	0	0	1
	Total	0	2	2	3	0	1	1	0	0	0	0	0	0	9
Pakistan	F	2	2	0	0	0	0	1	1	0	0	0	0	0	6
	M	0	3	3	3	2	1	1	1	0	0	0	0	0	14
	Total	2	5	3	3	2	1	2	2	0	0	0	0	0	20
Palestine	M	0	0	0	0	1	1	0	0	0	0	0	0	0	2
	Total	0	0	0	0	1	1	0	0	0	0	0	0	0	2
Philippines	F	1	5	20	72	41	21	5	0	0	0	0	0	0	165
	M	2	7	17	53	86	28	6	1	2	0	0	0	0	202
	Total	3	12	37	125	127	49	11	1	2	0	0	0	0	367
Poland	F	0	5	21	20	15	5	5	1	2	1	0	0	0	75
	M	0	0	7	7	4	4	3	1	0	0	0	0	0	26
	Total	0	5	28	27	19	9	8	2	2	1	0	0	0	101
Portugal	F	9	83	33	11	10	5	1	1	1	0	0	0	0	154
	M	1	45	18	12	0	2	1	1	0	0	0	0	0	80

Age, Gender and Nationality for all professions.

Male
Female

		20-24	25-29	30-34	35-39	40-44	45-49	50-54	55-59	60-64	65-69	70-74	75+	Unknow	Total
Portugal	Total	10	128	51	23	10	7	2	2	1	0	0	0	0	234
Qatar	F	0	1	0	0	0	0	0	0	0	0	0	0	0	1
	Total	0	1	0	0	0	0	0	0	0	0	0	0	0	1
Romania	F	0	2	1	3	2	1	0	1	0	0	0	0	0	10
	M	0	0	0	5	0	0	0	0	0	0	0	0	0	5
	Total	0	2	1	8	2	1	0	1	0	0	0	0	0	15
Russia	F	0	0	0	0	1	1	0	1	0	0	0	0	0	3
	M	0	0	0	0	1	0	0	0	0	0	0	0	0	1
	Total	0	0	0	0	2	1	0	1	0	0	0	0	0	4
Rwanda	F	0	1	1	0	0	0	0	0	0	0	0	0	0	2
	M	0	0	0	0	0	1	1	1	0	0	0	0	0	3
	Total	0	1	1	0	0	1	1	1	0	0	0	0	0	5
Saudi Arabia	F	0	1	1	0	1	0	0	0	0	0	0	0	0	3
	M	0	0	1	1	0	2	1	0	0	0	0	0	0	5
	Total	0	1	2	1	1	2	1	0	0	0	0	0	0	8
Scotland	F	28	51	24	7	4	5	2	1	1	0	1	0	0	124
	M	3	9	5	3	1	0	0	0	0	0	0	0	0	21
	Total	31	60	29	10	5	5	2	1	1	0	1	0	0	145
Serbia and Montenegro	F	0	0	0	0	1	0	1	0	0	0	0	0	0	2
	Total	0	0	0	0	1	0	1	0	0	0	0	0	0	2

Age, Gender and Nationality for all professions.

Male
Female

		20-24	25-29	30-34	35-39	40-44	45-49	50-54	55-59	60-64	65-69	70-74	75+	Unknow	Total
Sierra Leone	F	0	0	1	1	0	0	1	0	0	0	0	0	0	3
	M	0	0	0	0	0	1	1	0	0	0	0	0	0	2
	Total	0	0	1	1	0	1	2	0	0	0	0	0	0	5
Singapore	F	0	1	3	2	1	2	2	1	0	0	0	0	0	12
	M	0	0	1	1	2	1	2	0	0	0	0	0	0	7
	Total	0	1	4	3	3	3	4	1	0	0	0	0	0	19
Slovakia	F	0	0	2	3	1	0	0	0	0	0	0	0	0	6
	M	0	0	1	2	2	1	0	0	0	0	0	0	0	6
	Total	0	0	3	5	3	1	0	0	0	0	0	0	0	12
Slovenia	F	0	0	0	0	1	0	0	0	0	0	0	0	0	1
	Total	0	0	0	0	1	0	0	0	0	0	0	0	0	1
Somalia	F	1	3	4	1	1	0	0	0	0	0	0	0	0	10
	M	0	1	1	2	2	0	0	0	0	0	0	0	0	6
	Total	1	4	5	3	3	0	0	0	0	0	0	0	0	16
South Africa	F	1	12	48	101	70	39	22	23	16	6	2	0	0	340
	M	0	2	6	11	3	3	2	1	0	0	0	0	0	28
	Total	1	14	54	112	73	42	24	24	16	6	2	0	0	368
Spain	F	1	1	2	3	3	3	0	0	0	0	0	0	0	13
	M	0	0	2	1	4	2	0	1	0	0	0	0	0	10
	Total	1	1	4	4	7	5	0	1	0	0	0	0	0	23

Age, Gender and Nationality for all professions.

Male
Female

		20-24	25-29	30-34	35-39	40-44	45-49	50-54	55-59	60-64	65-69	70-74	75+	Unknow	Total
Sri Lanka	F	0	0	2	0	2	0	2	6	0	0	0	0	0	12
	M	0	0	0	2	5	0	4	3	6	1	0	0	0	21
	Total	0	0	2	2	7	0	6	9	6	1	0	0	0	33
St Lucia	M	0	0	0	1	0	0	0	0	0	0	0	0	0	1
	Total	0	0	0	1	0	0	0	0	0	0	0	0	0	1
Sudan	M	0	0	0	0	0	2	0	0	0	0	0	0	0	2
	Total	0	0	0	0	0	2	0	0	0	0	0	0	0	2
Sultanate of Oman	F	0	0	0	0	1	0	0	0	0	0	0	0	0	1
	M	0	0	0	0	1	0	0	0	0	0	0	0	0	1
	Total	0	0	0	0	2	0	0	0	0	0	0	0	0	2
Sweden	F	0	3	2	4	2	2	0	2	0	0	0	0	0	15
	M	0	3	0	0	1	3	2	0	0	0	0	0	0	9
	Total	0	6	2	4	3	5	2	2	0	0	0	0	0	24
Switzerland	F	0	0	2	0	0	2	0	0	1	0	0	0	0	5
	M	0	0	0	0	0	0	1	0	0	0	0	0	0	1
	Total	0	0	2	0	0	2	1	0	1	0	0	0	0	6
Syria	M	0	0	0	0	0	2	0	0	0	0	0	0	0	2
	Total	0	0	0	0	0	2	0	0	0	0	0	0	0	2
Taiwan	F	0	2	0	1	0	0	0	0	0	0	0	0	0	3
	Total	0	2	0	1	0	0	0	0	0	0	0	0	0	3

Age, Gender and Nationality for all professions.

Male
Female

		20-24	25-29	30-34	35-39	40-44	45-49	50-54	55-59	60-64	65-69	70-74	75+	Unknow	Total
Tanzania	F	0	2	3	1	1	0	0	1	0	0	0	0	0	8
	Total	0	2	3	1	1	0	0	1	0	0	0	0	0	8
Thailand	F	0	2	1	0	0	0	0	0	0	0	0	0	0	3
	Total	0	2	1	0	0	0	0	0	0	0	0	0	0	3
Trinidad and Tobago	F	0	0	1	2	2	0	0	0	0	0	0	0	0	5
	M	0	0	0	1	0	0	0	1	0	0	0	0	0	2
	Total	0	0	1	3	2	0	0	1	0	0	0	0	0	7
Tunisia	M	0	0	0	1	0	0	0	0	0	0	0	0	0	1
	Total	0	0	0	1	0	0	0	0	0	0	0	0	0	1
Turkey	F	0	0	0	0	0	0	0	0	0	1	0	0	0	1
	Total	0	0	0	0	0	0	0	0	0	1	0	0	0	1
Turkmenistan	F	0	0	0	0	1	0	0	0	0	0	0	0	0	1
	Total	0	0	0	0	1	0	0	0	0	0	0	0	0	1
Uganda	F	0	4	8	5	0	1	1	0	0	0	0	0	0	19
	M	0	3	8	9	2	0	2	0	2	0	0	0	0	26
	Total	0	7	16	14	2	1	3	0	2	0	0	0	0	45
Ukraine	F	0	0	0	0	1	1	0	0	0	0	0	0	0	2
	M	0	0	0	0	0	1	0	0	0	0	0	0	0	1
	Total	0	0	0	0	1	2	0	0	0	0	0	0	0	3
United Arab	F	0	0	0	2	0	0	0	0	0	0	0	0	0	2

Age, Gender and Nationality for all professions.

Male
Female

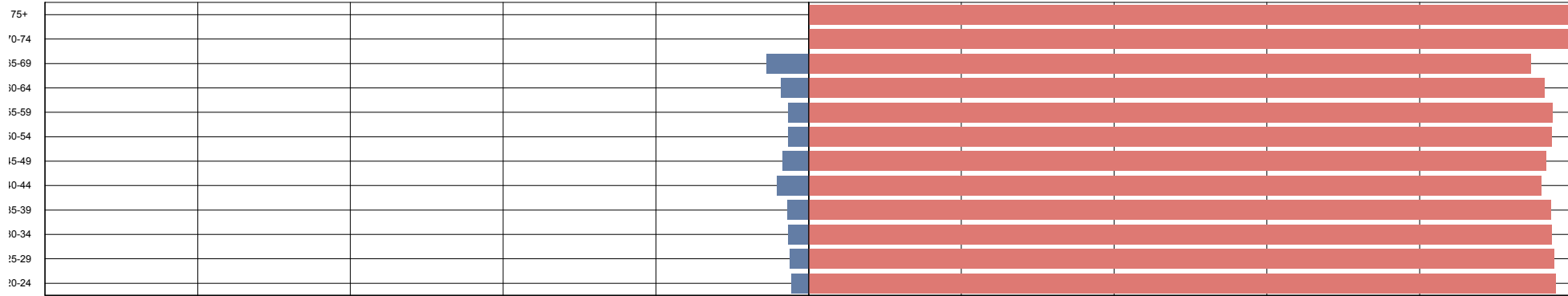
		20-24	25-29	30-34	35-39	40-44	45-49	50-54	55-59	60-64	65-69	70-74	75+	Unknow	Total
United Arab	Total	0	0	0	2	0	0	0	0	0	0	0	0	0	2
United Kingdom	F	966	2,633	2,762	2,457	2,093	1,518	1,222	1,108	684	140	30	4	14	15,631
	M	272	671	684	579	502	442	392	261	125	29	1	1	3	3,962
	U	0	0	0	3	1	0	0	0	0	0	0	0	0	4
	Total	1,238	3,304	3,446	3,039	2,596	1,960	1,614	1,369	809	169	31	5	17	19,597
United States of America	F	1	2	8	5	4	7	6	5	4	2	0	0	0	44
	M	0	1	1	1	2	2	2	1	1	1	0	0	0	12
	Total	1	3	9	6	6	9	8	6	5	3	0	0	0	56
Unknown	F	0	0	0	0	2	668	1,451	1,042	678	186	43	3	174	4,247
	M	0	0	0	0	0	96	233	204	77	19	9	3	28	669
	Total	0	0	0	0	2	764	1,684	1,246	755	205	52	6	202	4,916
Uruguay	M	0	0	0	0	0	0	1	0	0	0	0	0	0	1
	Total	0	0	0	0	0	0	1	0	0	0	0	0	0	1
Venezuela	M	0	0	1	0	0	0	0	0	0	1	0	0	0	2
	Total	0	0	1	0	0	0	0	0	0	1	0	0	0	2
Vietnam	F	0	0	2	0	0	0	1	0	0	0	0	0	0	3
	Total	0	0	2	0	0	0	1	0	0	0	0	0	0	3
Wales	F	7	29	27	3	1	3	1	0	0	1	0	0	0	72
	M	4	8	5	1	0	0	0	0	0	0	0	0	0	18
	Total	11	37	32	4	1	3	1	0	0	1	0	0	0	90

Age, Gender and Nationality for all professions.

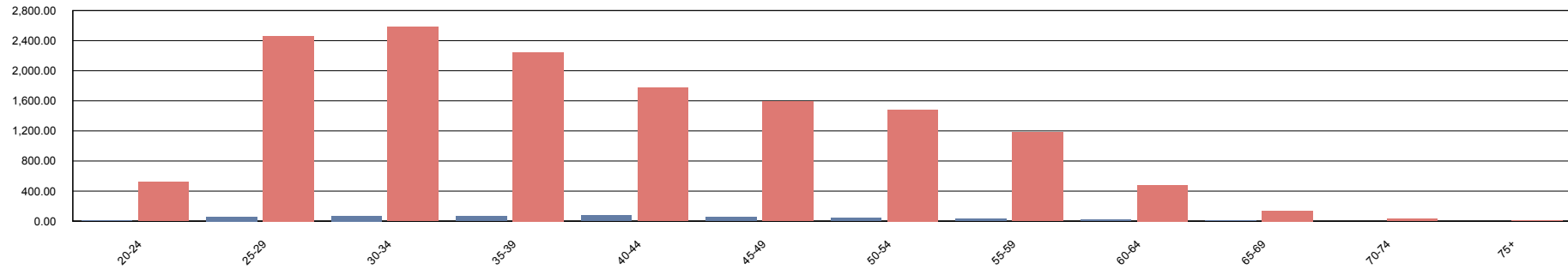
Male
Female

		20-24	25-29	30-34	35-39	40-44	45-49	50-54	55-59	60-64	65-69	70-74	75+	Unknow	Total
Yemen	F	1	0	0	0	0	0	0	0	0	0	0	0	0	1
	M	0	0	0	1	0	0	0	0	0	0	0	0	0	1
	Total	1	0	0	1	0	0	0	0	0	0	0	0	0	2
Zambia	F	1	3	0	6	3	3	2	0	1	0	0	0	0	19
	M	0	0	1	3	10	5	3	1	1	0	0	0	0	24
	Total	1	3	1	9	13	8	5	1	2	0	0	0	0	43
Zimbabwe	F	0	12	35	47	39	20	26	7	4	1	0	0	0	191
	M	1	8	14	24	26	18	3	1	0	1	0	0	0	96
	Total	1	20	49	71	65	38	29	8	4	2	0	0	0	287
Total		1,571	4,354	4,408	4,018	3,334	3,198	3,559	2,770	1,664	412	90	11	220	29,609

SL



Volume



		20-24	25-29	30-34	35-39	40-44	45-49	50-54	55-59	60-64	65-69	70-74	75+	Total
Australia	F	6	119	84	45	25	14	7	1	1	0	0	0	302
	M	0	1	6	5	1	1	0	0	0	0	0	0	14
	Total	6	120	90	50	26	15	7	1	1	0	0	0	316
Austria	F	0	1	0	1	0	0	0	1	0	0	0	0	3
	Total	0	1	0	1	0	0	0	1	0	0	0	0	3

Age, Gender and Nationality for all professions.

Male
Female

		20-24	25-29	30-34	35-39	40-44	45-49	50-54	55-59	60-64	65-69	70-74	75+	Total
Bahamas	F	0	0	0	0	0	0	1	0	0	0	0	0	1
	Total	0	0	0	0	0	0	1	0	0	0	0	0	1
Belgium	F	0	0	2	3	1	0	1	0	0	0	0	0	7
	Total	0	0	2	3	1	0	1	0	0	0	0	0	7
Bermuda	F	0	1	0	0	0	1	0	0	0	0	0	0	2
	Total	0	1	0	0	0	1	0	0	0	0	0	0	2
Brazil	F	0	0	0	0	1	0	0	0	0	0	0	0	1
	Total	0	0	0	0	1	0	0	0	0	0	0	0	1
Canada	F	0	4	9	9	9	2	1	4	1	0	0	0	39
	M	0	1	0	1	1	1	0	0	0	1	0	0	5
	Total	0	5	9	10	10	3	1	4	1	1	0	0	44
Chile	F	0	0	1	0	1	0	0	0	0	0	0	0	2
	Total	0	0	1	0	1	0	0	0	0	0	0	0	2
China	F	0	0	0	0	0	1	0	0	0	0	0	0	1
	M	0	1	0	0	0	0	0	0	0	0	0	0	1
	Total	0	1	0	0	0	1	0	0	0	0	0	0	2
Colombia	F	0	0	0	0	1	0	0	0	0	0	0	0	1
	Total	0	0	0	0	1	0	0	0	0	0	0	0	1
Croatia	F	0	0	0	0	0	0	1	0	0	0	0	0	1
	Total	0	0	0	0	0	0	1	0	0	0	0	0	1

Age, Gender and Nationality for all professions.

Male
Female

		20-24	25-29	30-34	35-39	40-44	45-49	50-54	55-59	60-64	65-69	70-74	75+	Total
Cyprus	F	0	2	0	3	0	1	0	0	0	0	0	0	6
	Total	0	2	0	3	0	1	0	0	0	0	0	0	6
Czech Republic	F	0	1	0	0	1	0	0	0	0	0	0	0	2
	Total	0	1	0	0	1	0	0	0	0	0	0	0	2
Denmark	F	0	2	0	1	3	1	1	1	0	0	0	0	9
	Total	0	2	0	1	3	1	1	1	0	0	0	0	9
Ecuador	F	0	0	0	0	0	0	0	1	0	0	0	0	1
	Total	0	0	0	0	0	0	0	1	0	0	0	0	1
Egypt	F	0	0	0	0	1	0	0	0	1	0	0	0	2
	Total	0	0	0	0	1	0	0	0	1	0	0	0	2
England	F	10	69	46	36	14	12	7	4	2	1	0	1	202
	M	1	2	0	0	0	1	0	0	0	0	0	0	4
	Total	11	71	46	36	14	13	7	4	2	1	0	1	206
Estonia	F	0	0	0	0	1	0	0	0	0	0	0	0	1
	Total	0	0	0	0	1	0	0	0	0	0	0	0	1
Finland	F	0	1	1	1	0	0	1	0	0	0	0	0	4
	Total	0	1	1	1	0	0	1	0	0	0	0	0	4
France	F	1	1	0	4	2	2	0	1	1	0	0	0	12
	M	0	1	0	0	0	0	0	0	0	0	0	0	1
	Total	1	2	0	4	2	2	0	1	1	0	0	0	13

Age, Gender and Nationality for all professions.

Male
Female

		20-24	25-29	30-34	35-39	40-44	45-49	50-54	55-59	60-64	65-69	70-74	75+	Total
Germany	F	0	7	7	11	7	7	5	1	1	0	0	0	46
	M	0	0	1	0	0	0	0	0	0	0	0	0	1
	Total	0	7	8	11	7	7	5	1	1	0	0	0	47
Ghana	F	0	0	0	0	1	0	0	0	0	0	0	0	1
	Total	0	0	0	0	1	0	0	0	0	0	0	0	1
Gibraltar	F	0	0	1	0	0	0	0	0	0	0	0	0	1
	Total	0	0	1	0	0	0	0	0	0	0	0	0	1
Greece	F	1	4	14	20	8	2	0	0	0	0	0	0	49
	M	0	1	1	0	1	0	1	0	0	0	0	0	4
	Total	1	5	15	20	9	2	1	0	0	0	0	0	53
Guernsey	F	0	1	0	0	0	0	0	0	0	0	0	0	1
	Total	0	1	0	0	0	0	0	0	0	0	0	0	1
Hong Kong	F	0	1	1	3	0	0	0	0	0	0	0	0	5
	Total	0	1	1	3	0	0	0	0	0	0	0	0	5
Hungary	F	0	0	1	0	0	0	0	0	0	0	0	0	1
	M	0	0	0	0	1	0	0	0	0	0	0	0	1
	Total	0	0	1	0	1	0	0	0	0	0	0	0	2
India	F	0	5	6	1	5	2	1	1	1	0	0	0	22
	Total	0	5	6	1	5	2	1	1	1	0	0	0	22
Ireland	F	71	239	107	49	30	40	18	12	4	1	0	0	571

Age, Gender and Nationality for all professions.

Male
Female

		20-24	25-29	30-34	35-39	40-44	45-49	50-54	55-59	60-64	65-69	70-74	75+	Total
Ireland	M	2	7	4	3	1	0	0	1	0	0	0	0	18
	Total	73	246	111	52	31	40	18	13	4	1	0	0	589
Isle of Man	F	0	1	2	0	0	0	0	0	0	0	0	0	3
	Total	0	1	2	0	0	0	0	0	0	0	0	0	3
Israel	F	0	0	0	1	1	0	0	0	0	0	0	0	2
	Total	0	0	0	1	1	0	0	0	0	0	0	0	2
Italy	F	0	1	0	3	3	0	0	1	0	0	0	0	8
	M	0	0	0	1	0	0	0	0	0	0	0	0	1
	Total	0	1	0	4	3	0	0	1	0	0	0	0	9
Japan	F	0	0	1	0	0	1	0	0	0	0	0	0	2
	Total	0	0	1	0	0	1	0	0	0	0	0	0	2
Jersey	F	0	2	0	0	0	0	0	0	0	0	0	0	2
	Total	0	2	0	0	0	0	0	0	0	0	0	0	2
Kazakhstan	F	0	0	1	1	0	0	0	0	0	0	0	0	2
	Total	0	0	1	1	0	0	0	0	0	0	0	0	2
Kenya	F	0	2	2	0	0	1	0	0	0	0	0	0	5
	Total	0	2	2	0	0	1	0	0	0	0	0	0	5
Latvia	F	0	0	1	0	0	0	0	0	0	0	0	0	1
	Total	0	0	1	0	0	0	0	0	0	0	0	0	1
Lithuania	F	0	0	0	0	1	0	0	0	0	0	0	0	1

Age, Gender and Nationality for all professions.

Male
Female

		20-24	25-29	30-34	35-39	40-44	45-49	50-54	55-59	60-64	65-69	70-74	75+	Total
Lithuania	Total	0	0	0	0	1	0	0	0	0	0	0	0	1
Malawi	F	0	1	0	0	0	0	0	0	0	0	0	0	1
	Total	0	1	0	0	0	0	0	0	0	0	0	0	1
Malaysia	F	0	2	0	1	0	0	1	1	0	0	0	0	5
	M	0	0	0	1	0	0	0	0	0	0	0	0	1
	Total	0	2	0	2	0	0	1	1	0	0	0	0	6
Malta	F	0	1	2	3	0	0	0	0	0	0	0	0	6
	M	0	0	1	1	1	0	0	1	0	0	0	0	4
	Total	0	1	3	4	1	0	0	1	0	0	0	0	10
Mauritius	F	0	1	1	2	0	0	0	0	0	0	0	0	4
	Total	0	1	1	2	0	0	0	0	0	0	0	0	4
Netherlands	F	0	2	3	1	3	5	1	2	0	1	0	0	18
	Total	0	2	3	1	3	5	1	2	0	1	0	0	18
New Zealand	F	0	20	13	6	10	4	2	2	0	0	0	0	57
	M	0	0	0	0	1	1	0	0	0	0	0	0	2
	Total	0	20	13	6	11	5	2	2	0	0	0	0	59
Nigeria	F	0	1	2	0	0	0	0	1	0	0	0	0	4
	Total	0	1	2	0	0	0	0	1	0	0	0	0	4
Norway	F	0	1	1	1	1	0	0	0	0	0	0	0	4
	Total	0	1	1	1	1	0	0	0	0	0	0	0	4

Age, Gender and Nationality for all professions.

Male
Female

		20-24	25-29	30-34	35-39	40-44	45-49	50-54	55-59	60-64	65-69	70-74	75+	Total
Pakistan	F	0	1	0	1	1	0	0	0	0	0	0	0	3
	Total	0	1	0	1	1	0	0	0	0	0	0	0	3
Philippines	F	0	0	0	1	0	0	0	0	0	0	0	0	1
	Total	0	0	0	1	0	0	0	0	0	0	0	0	1
Poland	F	0	1	1	2	2	0	1	0	0	0	0	0	7
	Total	0	1	1	2	2	0	1	0	0	0	0	0	7
Portugal	F	0	0	0	1	3	3	0	0	0	0	0	0	7
	Total	0	0	0	1	3	3	0	0	0	0	0	0	7
Romania	F	0	0	0	0	1	0	0	0	0	0	0	0	1
	Total	0	0	0	0	1	0	0	0	0	0	0	0	1
Saudi Arabia	F	0	1	0	0	0	0	0	0	0	0	0	0	1
	Total	0	1	0	0	0	0	0	0	0	0	0	0	1
Scotland	F	7	27	32	8	3	1	1	2	0	0	0	0	81
	M	1	3	0	0	0	0	0	0	0	0	0	0	4
	Total	8	30	32	8	3	1	1	2	0	0	0	0	85
Serbia and Montenegro	F	0	0	0	1	0	0	0	0	0	0	0	0	1
	Total	0	0	0	1	0	0	0	0	0	0	0	0	1
Singapore	F	0	3	0	0	1	2	3	0	0	0	0	0	9
	M	0	0	0	0	0	1	1	0	0	0	0	0	2
	Total	0	3	0	0	1	3	4	0	0	0	0	0	11

Age, Gender and Nationality for all professions.

Male
Female

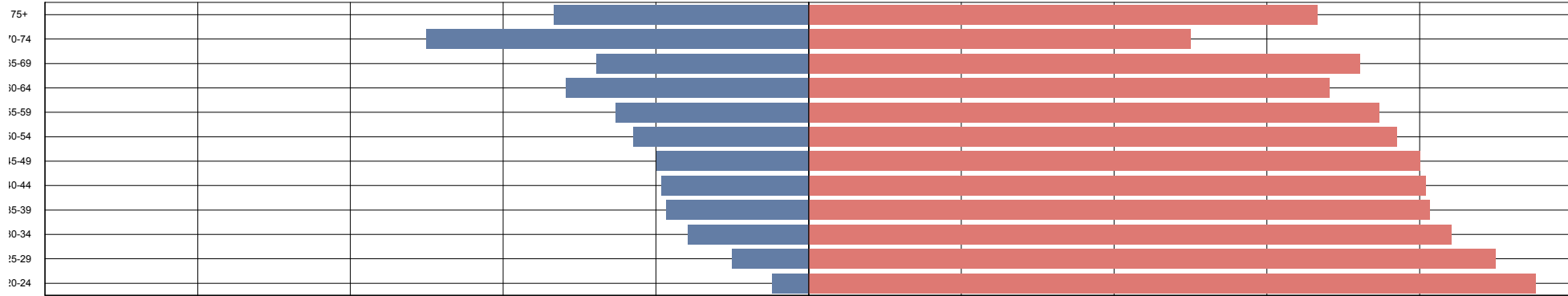
		20-24	25-29	30-34	35-39	40-44	45-49	50-54	55-59	60-64	65-69	70-74	75+	Total
Slovakia	F	0	0	1	1	0	0	0	0	0	0	0	0	2
	Total	0	0	1	1	0	0	0	0	0	0	0	0	2
South Africa	F	0	7	33	46	35	11	5	3	1	3	0	0	144
	M	0	0	0	0	0	0	0	0	1	0	0	0	1
	Total	0	7	33	46	35	11	5	3	2	3	0	0	145
Spain	F	0	2	0	2	4	0	0	0	0	0	0	0	8
	M	0	0	0	1	0	0	0	0	0	0	0	0	1
	Total	0	2	0	3	4	0	0	0	0	0	0	0	9
Sri Lanka	F	0	0	2	2	1	1	1	0	0	1	0	0	8
	Total	0	0	2	2	1	1	1	0	0	1	0	0	8
Sweden	F	0	1	1	0	0	0	0	0	1	0	0	0	3
	Total	0	1	1	0	0	0	0	0	1	0	0	0	3
Switzerland	F	0	0	0	0	1	0	0	0	0	0	0	0	1
	Total	0	0	0	0	1	0	0	0	0	0	0	0	1
Taiwan	F	0	2	0	0	0	0	0	0	0	0	0	0	2
	Total	0	2	0	0	0	0	0	0	0	0	0	0	2
Tanzania	F	0	0	1	0	0	0	0	0	0	0	0	0	1
	Total	0	0	1	0	0	0	0	0	0	0	0	0	1
Ukraine	F	0	2	0	0	0	0	0	0	0	0	0	0	2
	M	0	0	1	0	0	0	0	0	0	0	0	0	1

Age, Gender and Nationality for all professions.

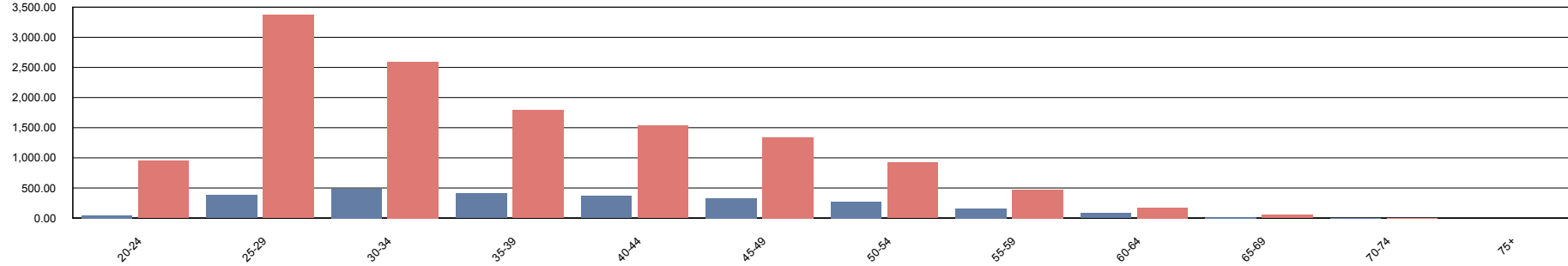
Male
Female

		20-24	25-29	30-34	35-39	40-44	45-49	50-54	55-59	60-64	65-69	70-74	75+	Total
Ukraine	Total	0	2	1	0	0	0	0	0	0	0	0	0	3
United Kingdom	F	428	1,896	2,160	1,953	1,576	1,462	1,418	1,130	461	124	35	7	12,650
	M	8	44	56	50	68	46	38	29	17	7	0	0	363
	Total	436	1,940	2,216	2,003	1,644	1,508	1,456	1,159	478	131	35	7	13,013
United States of America	F	0	8	26	19	15	15	8	11	4	7	0	2	115
	M	0	0	0	1	1	2	0	1	0	0	0	0	5
	Total	0	8	26	20	16	17	8	12	4	7	0	2	120
Wales	F	1	18	15	3	0	1	0	0	0	0	0	0	38
	M	0	0	1	0	0	1	0	0	0	0	0	0	2
	Total	1	18	16	3	0	2	0	0	0	0	0	0	40
Zimbabwe	F	0	0	0	0	0	2	0	0	1	0	0	0	3
	M	0	0	0	0	0	2	1	0	0	0	0	0	3
	Total	0	0	0	0	0	4	1	0	1	0	0	0	6
Total		537	2,523	2,652	2,310	1,849	1,650	1,526	1,212	498	146	35	10	14,948

SW



Volume



		20-24	25-29	30-34	35-39	40-44	45-49	50-54	55-59	60-64	65-69	70-74	75+	Total
Afghanistan	F	0	1	0	0	0	0	0	0	0	0	0	0	1
	M	0	0	0	0	1	0	0	0	0	0	0	0	1
	Total	0	1	0	0	1	0	0	0	0	0	0	0	2
Australia	F	5	50	28	8	8	7	1	1	1	1	0	0	110
	M	0	4	7	0	0	1	1	1	2	0	0	0	16

Age, Gender and Nationality for all professions.

Male
Female

		20-24	25-29	30-34	35-39	40-44	45-49	50-54	55-59	60-64	65-69	70-74	75+	Total
Australia	Total	5	54	35	8	8	8	2	2	3	1	0	0	126
Austria	F	0	0	2	2	0	1	0	0	0	0	0	0	5
	M	0	0	0	0	2	0	0	1	0	0	0	0	3
	Total	0	0	2	2	2	1	0	1	0	0	0	0	8
Azerbaijan	M	0	0	0	0	0	1	0	0	0	0	0	0	1
	Total	0	0	0	0	0	1	0	0	0	0	0	0	1
Bangladesh	F	0	0	0	1	0	0	0	0	0	0	0	0	1
	M	0	0	0	0	1	0	0	0	0	0	0	0	1
	Total	0	0	0	1	1	0	0	0	0	0	0	0	2
Barbados	F	0	0	0	0	2	0	0	0	0	0	0	0	2
	Total	0	0	0	0	2	0	0	0	0	0	0	0	2
Belgium	F	0	0	0	1	1	0	0	0	0	0	0	0	2
	M	0	0	2	0	0	1	0	0	0	0	0	0	3
	Total	0	0	2	1	1	1	0	0	0	0	0	0	5
BFPO	F	0	0	0	0	0	1	0	0	0	0	0	0	1
	Total	0	0	0	0	0	1	0	0	0	0	0	0	1
Brazil	F	0	1	0	0	1	0	0	0	0	0	0	0	2
	Total	0	1	0	0	1	0	0	0	0	0	0	0	2
Bulgaria	F	0	0	0	2	2	2	0	0	0	0	0	0	6
	Total	0	0	0	2	2	2	0	0	0	0	0	0	6

Age, Gender and Nationality for all professions.

Male
Female

		20-24	25-29	30-34	35-39	40-44	45-49	50-54	55-59	60-64	65-69	70-74	75+	Total
Burundi	F	0	0	0	0	1	1	0	0	0	0	0	0	2
	M	0	0	0	0	1	0	0	0	0	0	0	0	1
	Total	0	0	0	0	2	1	0	0	0	0	0	0	3
Cameroon	F	0	0	3	4	3	0	0	0	0	0	0	0	10
	M	0	0	1	0	4	1	0	0	0	0	0	0	6
	Total	0	0	4	4	7	1	0	0	0	0	0	0	16
Canada	F	0	5	11	3	4	1	2	1	1	0	0	0	28
	M	1	2	0	0	2	0	0	0	0	0	0	0	5
	Total	1	7	11	3	6	1	2	1	1	0	0	0	33
Chile	F	0	0	0	0	0	1	0	0	0	0	0	0	1
	Total	0	0	0	0	0	1	0	0	0	0	0	0	1
China	F	0	1	0	0	0	0	0	0	0	0	0	0	1
	Total	0	1	0	0	0	0	0	0	0	0	0	0	1
Colombia	F	0	1	0	1	0	0	0	0	0	0	0	0	2
	Total	0	1	0	1	0	0	0	0	0	0	0	0	2
Congo	F	0	1	1	1	1	0	0	0	0	0	0	0	4
	Total	0	1	1	1	1	0	0	0	0	0	0	0	4
Croatia	F	0	0	1	0	2	0	0	0	0	0	0	0	3
	Total	0	0	1	0	2	0	0	0	0	0	0	0	3
Czech Republic	F	0	0	6	3	0	0	0	0	0	0	0	0	9

Age, Gender and Nationality for all professions.

Male
Female

		20-24	25-29	30-34	35-39	40-44	45-49	50-54	55-59	60-64	65-69	70-74	75+	Total
Czech Republic	M	0	0	2	0	0	0	0	0	0	0	0	0	2
	Total	0	0	8	3	0	0	0	0	0	0	0	0	11
Denmark	F	0	1	0	1	1	0	0	1	0	0	0	0	4
	M	0	0	0	0	0	1	0	0	0	0	0	0	1
	Total	0	1	0	1	1	1	0	1	0	0	0	0	5
England	F	32	73	45	25	26	31	28	7	2	1	0	0	270
	M	1	10	13	9	5	6	4	9	1	0	0	0	58
	Total	33	83	58	34	31	37	32	16	3	1	0	0	328
Eritrea	M	0	0	1	0	3	0	0	0	0	0	0	0	4
	Total	0	0	1	0	3	0	0	0	0	0	0	0	4
Estonia	F	0	2	1	0	0	0	0	0	0	0	0	0	3
	Total	0	2	1	0	0	0	0	0	0	0	0	0	3
Ethiopia	M	0	1	0	0	0	0	0	0	0	0	0	0	1
	Total	0	1	0	0	0	0	0	0	0	0	0	0	1
Finland	F	0	1	4	2	3	0	0	0	0	0	0	0	10
	M	0	0	0	0	0	0	0	1	0	0	0	0	1
	Total	0	1	4	2	3	0	0	1	0	0	0	0	11
France	F	0	2	0	1	2	2	0	0	0	0	0	0	7
	M	0	1	0	2	0	1	0	0	0	0	0	0	4
	Total	0	3	0	3	2	3	0	0	0	0	0	0	11

Age, Gender and Nationality for all professions.

Male
Female

		20-24	25-29	30-34	35-39	40-44	45-49	50-54	55-59	60-64	65-69	70-74	75+	Total
Germany	F	2	15	7	7	11	6	3	1	0	0	0	0	52
	M	0	1	2	2	2	1	2	0	0	0	0	0	10
	Total	2	16	9	9	13	7	5	1	0	0	0	0	62
Ghana	F	1	7	6	13	5	6	0	1	0	0	0	0	39
	M	0	1	2	2	3	4	3	0	0	0	0	0	15
	Total	1	8	8	15	8	10	3	1	0	0	0	0	54
Greece	F	1	8	5	2	1	1	2	0	0	0	0	0	20
	M	0	0	1	1	0	0	0	0	0	0	0	0	2
	Total	1	8	6	3	1	1	2	0	0	0	0	0	22
Guernsey	F	0	0	1	0	0	0	0	0	0	0	0	0	1
	M	0	0	0	0	1	0	0	0	0	0	0	0	1
	Total	0	0	1	0	1	0	0	0	0	0	0	0	2
Guinea	M	0	0	0	0	1	0	0	0	0	0	0	0	1
	Total	0	0	0	0	1	0	0	0	0	0	0	0	1
Guyana	F	0	0	0	0	0	0	0	1	0	0	0	0	1
	Total	0	0	0	0	0	0	0	1	0	0	0	0	1
Honduras	F	1	0	0	0	0	0	0	0	0	0	0	0	1
	Total	1	0	0	0	0	0	0	0	0	0	0	0	1
Hungary	F	0	4	5	2	1	1	0	0	0	0	0	0	13
	M	0	0	1	0	1	0	0	0	0	0	0	0	2

Age, Gender and Nationality for all professions.

Male
Female

		20-24	25-29	30-34	35-39	40-44	45-49	50-54	55-59	60-64	65-69	70-74	75+	Total
Hungary	Total	0	4	6	2	2	1	0	0	0	0	0	0	15
Iceland	F	0	0	0	0	1	0	0	0	0	0	0	0	1
	Total	0	0	0	0	1	0	0	0	0	0	0	0	1
India	F	1	11	12	7	3	0	0	0	0	0	0	0	34
	M	0	9	14	9	2	0	0	0	0	0	0	0	34
	Total	1	20	26	16	5	0	0	0	0	0	0	0	68
Indonesia	F	0	0	0	0	1	0	0	0	0	0	0	0	1
	Total	0	0	0	0	1	0	0	0	0	0	0	0	1
Ireland	F	2	48	34	19	11	11	7	8	5	1	0	0	146
	M	0	10	8	4	3	6	3	3	1	0	0	0	38
	Total	2	58	42	23	14	17	10	11	6	1	0	0	184
Israel	M	0	0	1	0	1	0	0	0	0	0	0	0	2
	Total	0	0	1	0	1	0	0	0	0	0	0	0	2
Italy	F	0	2	3	8	4	5	1	0	0	0	0	0	23
	M	0	0	0	4	2	0	0	1	0	0	0	0	7
	Total	0	2	3	12	6	5	1	1	0	0	0	0	30
Jamaica	F	0	2	6	1	0	3	3	0	0	1	0	0	16
	M	0	0	0	0	0	0	2	0	0	0	0	0	2
	Total	0	2	6	1	0	3	5	0	0	1	0	0	18
Japan	F	0	0	0	1	0	0	0	0	0	0	0	0	1

Age, Gender and Nationality for all professions.

Male
 Female

		20-24	25-29	30-34	35-39	40-44	45-49	50-54	55-59	60-64	65-69	70-74	75+	Total
Japan	Total	0	0	0	1	0	0	0	0	0	0	0	0	1
Jersey	F	0	1	0	0	0	0	0	0	0	0	0	0	1
	Total	0	1	0	0	0	0	0	0	0	0	0	0	1
Kazakhstan	F	0	0	0	1	0	0	0	0	0	0	0	0	1
	Total	0	0	0	1	0	0	0	0	0	0	0	0	1
Kenya	F	1	4	0	4	3	2	1	0	0	0	0	0	15
	M	0	0	0	1	0	0	1	0	0	0	0	0	2
	Total	1	4	0	5	3	2	2	0	0	0	0	0	17
Korea	F	0	0	1	0	0	0	0	0	0	0	0	0	1
	Total	0	0	1	0	0	0	0	0	0	0	0	0	1
Kuwait	F	0	0	1	0	0	0	0	0	0	0	0	0	1
	Total	0	0	1	0	0	0	0	0	0	0	0	0	1
Latvia	F	0	0	1	0	0	0	0	0	0	0	0	0	1
	Total	0	0	1	0	0	0	0	0	0	0	0	0	1
Lebanon	M	0	0	0	0	0	0	0	1	0	0	0	0	1
	Total	0	0	0	0	0	0	0	1	0	0	0	0	1
Liberia	F	0	0	0	1	1	0	0	0	0	0	0	0	2
	M	0	0	1	0	0	0	0	0	0	0	0	0	1
	Total	0	0	1	1	1	0	0	0	0	0	0	0	3
Lithuania	F	0	6	2	2	1	0	0	0	0	0	0	0	11

Age, Gender and Nationality for all professions.

Male
Female

		20-24	25-29	30-34	35-39	40-44	45-49	50-54	55-59	60-64	65-69	70-74	75+	Total
Lithuania	M	0	0	1	0	0	0	0	0	0	0	0	0	1
	Total	0	6	3	2	1	0	0	0	0	0	0	0	12
Malawi	F	0	0	1	1	2	1	0	0	0	0	0	0	5
	M	0	0	0	1	0	0	0	0	0	0	0	0	1
	Total	0	0	1	2	2	1	0	0	0	0	0	0	6
Malaysia	F	0	0	0	1	1	0	0	0	0	0	0	0	2
	Total	0	0	0	1	1	0	0	0	0	0	0	0	2
Malta	F	0	2	0	0	1	1	0	0	0	0	0	0	4
	Total	0	2	0	0	1	1	0	0	0	0	0	0	4
Mauritania	F	0	0	0	1	0	0	0	0	0	0	0	0	1
	Total	0	0	0	1	0	0	0	0	0	0	0	0	1
Mauritius	F	0	0	0	1	0	0	0	0	0	0	0	0	1
	M	0	0	0	2	0	0	0	0	0	0	0	0	2
	Total	0	0	0	3	0	0	0	0	0	0	0	0	3
Nepal	F	0	1	1	0	0	0	0	0	0	0	0	0	2
	Total	0	1	1	0	0	0	0	0	0	0	0	0	2
Netherlands	F	1	4	2	5	3	0	1	0	0	0	0	0	16
	M	0	0	0	0	1	2	2	0	0	0	0	0	5
	Total	1	4	2	5	4	2	3	0	0	0	0	0	21
New Zealand	F	0	13	5	1	1	1	1	0	1	0	0	0	23

Age, Gender and Nationality for all professions.

Male
Female

		20-24	25-29	30-34	35-39	40-44	45-49	50-54	55-59	60-64	65-69	70-74	75+	Total
New Zealand	M	0	0	1	0	0	0	0	0	0	0	0	0	1
	Total	0	13	6	1	1	1	1	0	1	0	0	0	24
Nigeria	F	1	7	8	13	16	8	5	2	0	0	0	0	60
	M	0	2	0	1	6	3	4	1	0	0	0	0	17
	Total	1	9	8	14	22	11	9	3	0	0	0	0	77
Norway	F	1	1	1	1	0	0	0	0	0	0	0	0	4
	Total	1	1	1	1	0	0	0	0	0	0	0	0	4
Pakistan	F	1	2	1	0	0	0	0	0	0	0	0	0	4
	M	0	0	1	0	0	0	0	0	0	0	0	0	1
	Total	1	2	2	0	0	0	0	0	0	0	0	0	5
Poland	F	1	4	30	24	8	2	1	0	0	0	0	0	70
	M	0	2	2	1	3	0	0	0	0	0	0	0	8
	Total	1	6	32	25	11	2	1	0	0	0	0	0	78
Portugal	F	0	10	14	10	5	1	1	1	0	0	0	0	42
	M	0	0	5	2	0	0	0	0	0	0	0	0	7
	Total	0	10	19	12	5	1	1	1	0	0	0	0	49
Romania	F	1	15	26	9	6	2	1	0	0	0	0	0	60
	M	0	3	4	1	2	0	0	0	0	0	0	0	10
	Total	1	18	30	10	8	2	1	0	0	0	0	0	70
Rwanda	F	0	1	0	0	0	0	0	0	0	0	0	0	1

Age, Gender and Nationality for all professions.

Male
Female

		20-24	25-29	30-34	35-39	40-44	45-49	50-54	55-59	60-64	65-69	70-74	75+	Total
Rwanda	Total	0	1	0	0	0	0	0	0	0	0	0	0	1
Scotland	F	0	3	2	1	1	1	2	2	0	0	0	0	12
	M	0	1	0	0	1	2	0	2	0	0	0	0	6
	Total	0	4	2	1	2	3	2	4	0	0	0	0	18
Senegal	F	0	0	0	0	1	0	0	0	0	0	0	0	1
	Total	0	0	0	0	1	0	0	0	0	0	0	0	1
Sierra Leone	F	0	1	1	1	1	2	3	0	0	0	0	0	9
	M	0	0	0	1	1	1	0	0	0	0	0	0	3
	Total	0	1	1	2	2	3	3	0	0	0	0	0	12
Singapore	F	0	0	0	0	1	0	0	0	0	0	0	0	1
	Total	0	0	0	0	1	0	0	0	0	0	0	0	1
Slovakia	F	0	0	1	2	0	0	0	0	0	0	0	0	3
	Total	0	0	1	2	0	0	0	0	0	0	0	0	3
Somalia	F	0	2	0	2	3	0	0	0	0	0	0	0	7
	M	0	0	0	1	0	0	0	0	0	0	0	0	1
	Total	0	2	0	3	3	0	0	0	0	0	0	0	8
South Africa	F	1	3	3	9	5	6	5	4	1	0	0	0	37
	M	0	0	1	0	1	0	0	0	0	0	0	0	2
	Total	1	3	4	9	6	6	5	4	1	0	0	0	39
Spain	F	0	11	6	7	3	3	1	0	0	0	0	0	31

Age, Gender and Nationality for all professions.

Male
Female

		20-24	25-29	30-34	35-39	40-44	45-49	50-54	55-59	60-64	65-69	70-74	75+	Total
Spain	M	0	1	1	3	1	1	0	0	0	0	0	0	7
	Total	0	12	7	10	4	4	1	0	0	0	0	0	38
Sri Lanka	F	0	0	1	0	0	0	0	0	0	0	0	0	1
	Total	0	0	1	0	0	0	0	0	0	0	0	0	1
St Lucia	F	0	0	0	1	0	0	0	0	0	0	0	0	1
	Total	0	0	0	1	0	0	0	0	0	0	0	0	1
Sweden	F	2	6	3	2	1	2	2	0	0	0	0	0	18
	M	0	0	2	1	1	0	0	1	0	0	0	0	5
	Total	2	6	5	3	2	2	2	1	0	0	0	0	23
Switzerland	F	0	1	0	1	0	0	2	0	0	0	0	0	4
	Total	0	1	0	1	0	0	2	0	0	0	0	0	4
Tasmania	F	0	0	0	0	0	0	1	0	0	0	0	0	1
	Total	0	0	0	0	0	0	1	0	0	0	0	0	1
Thailand	F	0	0	1	0	0	0	0	0	0	0	0	0	1
	Total	0	0	1	0	0	0	0	0	0	0	0	0	1
Trinidad and Tobago	F	0	0	0	0	2	1	0	1	0	0	0	0	4
	M	0	0	0	0	0	0	0	0	1	0	0	0	1
	Total	0	0	0	0	2	1	0	1	1	0	0	0	5
Turkey	F	0	0	1	0	0	0	0	0	0	0	0	0	1
	Total	0	0	1	0	0	0	0	0	0	0	0	0	1

Age, Gender and Nationality for all professions.

Male
Female

		20-24	25-29	30-34	35-39	40-44	45-49	50-54	55-59	60-64	65-69	70-74	75+	Total
Uganda	F	0	3	5	3	0	5	1	0	0	0	0	0	17
	M	0	0	1	2	0	1	0	0	0	0	0	0	4
	Total	0	3	6	5	0	6	1	0	0	0	0	0	21
Ukraine	F	2	2	1	0	1	0	0	1	0	0	0	0	7
	M	0	0	0	0	0	0	1	0	0	0	0	0	1
	Total	2	2	1	0	1	0	1	1	0	0	0	0	8
United Kingdom	F	890	2,990	2,208	1,481	1,296	1,174	817	433	157	48	6	2	11,502
	M	46	327	392	341	290	283	242	138	75	17	6	1	2,158
	Total	936	3,317	2,600	1,822	1,586	1,457	1,059	571	232	65	12	3	13,660
United States of America	F	2	17	17	12	7	4	4	2	3	0	0	0	68
	M	0	1	1	1	2	0	0	0	0	1	0	0	6
	Total	2	18	18	13	9	4	4	2	3	1	0	0	74
Unknown	F	0	0	0	0	0	0	0	0	1	0	0	0	1
	Total	0	0	0	0	0	0	0	0	1	0	0	0	1
Wales	F	2	9	2	2	0	4	3	2	1	0	0	0	25
	M	0	0	1	0	1	0	0	0	0	1	0	0	3
	Total	2	9	3	2	1	4	3	2	1	1	0	0	28
Zaire	F	0	0	0	1	0	1	1	0	0	0	0	0	3
	Total	0	0	0	1	0	1	1	0	0	0	0	0	3
Zambia	F	0	1	2	0	4	2	0	0	1	0	0	0	10

Age, Gender and Nationality for all professions.

Male
Female

		20-24	25-29	30-34	35-39	40-44	45-49	50-54	55-59	60-64	65-69	70-74	75+	Total
Zambia	M	0	0	0	0	0	0	1	0	0	0	0	0	1
	Total	0	1	2	0	4	2	1	0	1	0	0	0	11
Zimbabwe	F	2	12	66	77	70	38	21	6	0	0	0	0	292
	M	0	1	18	20	21	18	8	2	1	1	0	0	90
	Total	2	13	84	97	91	56	29	8	1	1	0	0	382
Total		1,001	3,745	3,082	2,204	1,905	1,675	1,195	636	255	72	12	3	15,785